

19 Ideas To Fill Up Your Yearbook!

What is this crazy world we are living in?! No travel advised, schools are shutting down, and for Pete's sake, where is the toilet paper!? COVID-19 has got everything out of sorts and we want to help make sure your yearbook isn't left empty. Coronavirus aside, stuff happens, maybe you didn't get as many photos at an event as you were hoping or an event got cancelled. Filling up empty pages is easier than you think!

1. CREATE A SPECIAL SPREAD FOR YEARBOOK STAFF

Your team spends so much time perfecting the perfect book, why not include them in a special spread! Include photos of each member with a quote about their favorite parts of working on the yearbook. Not only will this make them feel extra special, but it could help recruit staff for next year.

2. GET TO KNOW SCHOOL STAFF

Teachers are always included in the yearbook, but what about the other key staff that keep everything running smoothly? Do you feature your lunch workers in your yearbook? How about the amazing custodial staff or office administration? Students often see these people every day, so show your appreciation and give them a shout out! Have yearbook staff do a Q & A for fun facts and get to know them.

3. AUTOGRAPH PAGES

Did you know there are professionally designed autograph pages in Pictavo? We have lots of templates to choose from and even ones that match your theme!



Autograph pages shown at left from Whimsy #H3T7705.

4. HIGHLIGHT REEL

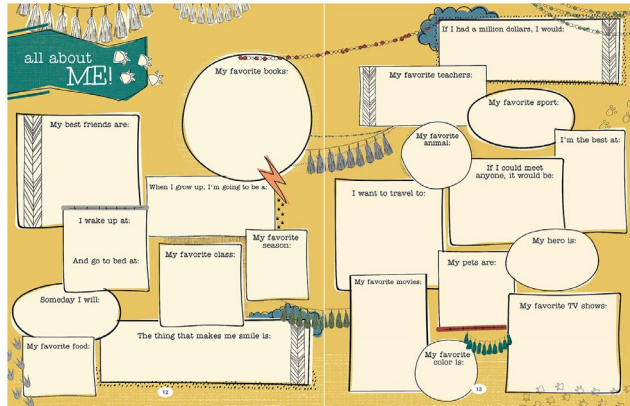
"You do not know the value of a moment until it becomes a memory." –Dr. Suess. Turn moments into memories with your school's highlight reel! Share pictures and stories of all the best moments that may or may not correlate with other designated spreads.

5. FAVORITE QUOTES

Including inspirational quotes isn't just for high school seniors. If your book has a theme, it's easy to find quotes to align with it or even poll students for their favorites. Sprinkle quote pages throughout your book or dedicate an entire spread!

6. CREATE SPACE TO BE WRITTEN IN

Yearbooks are meant to highlight the students' year. Add in a spread for students to individually fill out all about them! In years to come, it'll be fun to look back and see what their favorite food was or what they would have done with a MILLION dollars! Design your own spread or use one of our All About Me Templates!



All About Me pages shown at left from Whimsy #H3T7707.

7. WHAT'S TRENDING?

What is happening in your school that's unique? Can you capture students doing the latest TikTok dance? Does a teacher have a quirky phrase they use? Preserve trending moments by including them in your yearbook.

8. MORE THAN SENIORS

Do you remember how COOL it was to be the top grade in the school? Did you get extra privileges or maybe an extra mini graduation ceremony? Yes, special spreads are usually done for high school seniors, but would work for kindergarten, fifth and either graders too!

9. CURRENT EVENTS

Pictavo offers 16 pages of stories from technology, science and sports to pop culture, trends and more. Special this year is a 2-page decade-in-review spread! Available as full-page backgrounds or pick only those stories that appeal to you—you'll appreciate the flexibility.



Find all 16 pages by searching "Current Events" in Pictavo.

10. SCHOOL HISTORY PAGE


When was your school built? Has there been new additions or upgrades since then? What's the history of the school or the community? Not everyone knows these facts or remembers them accurately, so it's great information to include in your book!

11. SHOWCASE TEACHERS

Do you know an educator who deserves extra recognition? Maybe they won an award for their stellar teaching, or are new to the school this year, or even retiring. Consider a dedication page with some fun fact about them to give them some extra special attention for their hard work.

12. COVERING CORONAVIRUS

A global leader in journalism, the [Poynter Institute](https://www.poynter.org/) offers suggestions on ways to cover COVID-19. This link, "[How to move beyond scary COVID-19 stories,](https://www.poynter.org/2020/04/29/how-to-move-beyond-scary-covid-19-stories/)" is especially good for yearbook staffs. Also, check your state's scholastic journalism organization site for guidance on handling this pandemic. Consider including our new All about COVID-19 template to your book!



Find the COVID-19 Memories template by searching COVID-19 in Pictavo.

13. STUDENT POLLS

Twitter, Instagram and Facebook provide polling options within their platform. If you're not a fan of those, there are a variety of free apps available—just search “best free apps for creating polls” and pick one that's right for you.

14. BIGGER IS BETTER

Go big! Feature a great photo large on a page is a good way to take up space. Include a caption and you're good to go.

15. WORD CLOUD


Word clouds are quick snapshots using words of different sizes (depending on their frequency or popularity) that can be formed into fun and interesting shapes. Ask students to answer a question about any theme with just one word. Examples: What does friendship mean to you? What is your favorite subject? A variety of free word cloud creation tools are available—just search “best free sites for creating a word cloud” and pick one that's right for you.

16. COLLAGE PAGES

It's no secret that kids love seeing their photo in the yearbook. Often times you're left with an assortment of photos from a variety of events and activities. Collage pages are a great way to feature photos that don't seem to fit anywhere else.

17. PRINCIPAL MESSAGE

Capturing the Principal's sentiments in the yearbook during this unprecedented time should be a top priority for your yearbook. Educators are dealing with something that's never happened before and will likely never happen again in their lifetime.



Letter from the Principal page shown at left from Whimsy #H3T7695.

18. STUDENT ARTWORK

Connect with the art teacher at your school to get an idea of the creative projects worked on by students. Take pictures and upload to Pictavo to showcase them in a "Student Artists" section. What a fun surprise for students when they receive their yearbook!

19. DIVIDER PAGES

The purpose of divider pages is to introduce each section of the yearbook. Take this opportunity to capture the impact COVID-19 has on each specific section: Student Life, People, Academics, Sports, Activities and Clubs.