INSPIRATION GUIDE

pictavo™

DESIGN
WITH PURPOSE

2019-2020

templates and art

YEARBOOK

noun year•book /yir•bük/

1- a school publication that is compiled annually and serves as a record of the year's activities.

2- an opportunity for the yearbook staff to tell the year's story for every student to cherish…forever.

pictavo™

CONTENTS

CONNECT 3

CURRENT EVENTS 4

AUTOGRAPH PAGES 5

MEET PICTAVO 6

KNOW THE LINGO 7

ONLY IN PICTAVO 8-9

GETTING STARTED 10-11

CREATE YOUR YEARBOOK 12-19

ART COLLECTIONS 20-167

- Connected 22-37
- Marked Up 38-55
- Focus 56-73
- Infographic 74-89
- Filtered 90-107
- Geometric 108-127
- Letter Art 128-151
- Basics 152-167

COMPLEMENTARY ART 168-187

- Generic Templates 168-173
- Generic Snippets . . . . . 174-179 **NEW!**
- Adventure Backgrounds . . . . . 180-182 **NEW!**
- Polished Backgrounds . . . . . 183-185 **NEW!**
- Mascot Accents 186-187

YOU'VE GOT THIS! 188

PICTAVO ANSWERS

IN ONE CONVENIENT PLACE

Find step-by-step instructions, tutorial videos and MORE in the Help area of Pictavo. Click on a topic or use the search bar to find what you're looking for.

800.290.0036 | ANSWERS@PICTAVO.COM

We want to provide you with all the tools you need to make the yearbook process simple. From design tips to book sale suggestions, you'll find great advice and inspiring ideas to help you create and sell a yearbook you can be proud of.

Connect with Pictavo on Facebook to be alerted to new blog posts and get the latest tips and tricks.

Find color trends, award-winning yearbook and design tutorials and everything you need to stay in-the-know by following Pictavo-Yearbook Inspiration!

Join us in the Twitterverse for helpful information including great ideas from educators and designers we've connected with.

Pictavo™

Get yearbook design how-to's and software-specific pointers in Pictavo's Help system for the entire yearbook season.

CURRENT EVENTS & AUTOGRAPH PAGES

Current Events are available as full-page backgrounds or as single-story accent pieces in your Pictavo art library. Use as many or as few stories as you'd like, depending on what's of interest for your school.

To use full page Current Events, just drag and drop pre-designed layouts onto any page of your book.

Remember, books are priced based on total page count.
Updated Current Events will be available in February each year.

Single-story Current Events are also available.
Search 'Current Events' in the Art menu,
select 'Accents' to see stories available.









PERSONAL MESSAGES ARE ALWAYS AN IMPORTANT PART OF THE YEARBOOK!

These pre-printed autograph pages are produced on uncoated paper to be marker, pen and pencil friendly.

MEET PICTAVO

STAY ORGANIZED

Creating a yearbook is big, but it doesn't have to be scary. Pictavo enables you to create events, assign tasks and keep track of all the important details.

WORK ON THE GO

With mobile capabilities, Pictavo makes it possible to maximize each minute; and no one will know you aren't at your desk.

HELPFUL TOOLS

Every aspect of Pictavo was rigorously tested to ensure an exceptional experience. Tools only appear when you need them, leaving more room for you to work.

GREAT DESIGN

No other yearbook software has an art library quite like ours. We've created collections with your entire book design in mind.

KNOW THE LINGO

ACCENT - small design elements that complement a layout

ART COLLECTION - yearbook art designed to coordinate pages throughout your book

ADMINISTRATOR - main point of contact and person with the highest level of access for your project

BLEED - intentionally extending design elements beyond the trim line to ensure print goes all the way to the edge of the page

CANDID - an unposed photograph usually capturing the subject in action

CAPTION - the block of copy under a photo explaining the who, what, when, where and why. Captions tell a quick, fact-loaded mini-story about an image

CHARACTER SPACING - the tool used to adjust the space between characters, also known as **tracking**

CONTEXTUAL MENU - a menu that appears upon user interaction offering tools specific to the selection or action

COVERAGE - often refers to content of a yearbook; on the Pictavo Dashboard, this refers to the number of students from your database that have been tagged and accounted for in the yearbook

COPY - any typed text on your yearbook page; **body copy** refers to the blocks of text that make up the body (main part) of a story

DASHBOARD - area of Pictavo that gives an overview of the progress of a project

DIVIDER - pages between sections of a yearbook; typically a spread with strong photography, typography or design elements

DPI - abbreviation for 'dots per inch'; refers to image quality. Suggested DPI for best print quality is at least 200 DPI. *Find DPI info in the Properties pane of the Photo contextual menu

ENDSHEET - the paper connecting the cover and actual pages of a hard cover book. Custom endsheets can be used to tie a yearbook theme into the very first thing a reader sees inside the cover

GRID - a series of intersecting lines on a layout that helps line up and structure content. All pre-designed templates and Snippets within Pictavo have been designed using the same grid for maximum interchangeability. Grids are not visible on the printed piece

INDEX - a list of names and content contained within your yearbook along with what pages to find them on

LADDER - Pictavo's built-in organizing tool where you can track users, tasks, assignments and content

LAYOUT - the arrangement of photos, copy and accents on a page

LINE HEIGHT - the tool used to adjust the space between lines of text; also known as **leading**

PORTRAIT - a posed photo, usually taken by a professional; typically a head-and-shoulders-style shot

PORTRAIT FLOW - rows and columns of portraits with student names

PORTRAIT GRID - rows and columns of photo boxes used as a placeholder on a page before portraits are flowed

PRACTICE PAGE - pages outside the official quantity of your yearbook used for trying out tools or design ideas

RESOLUTION - the sharpness or quality of an image; in print, resolution is measured in dots per inch or DPI

SNIPPET - a mini-template designed to fill only part of a page; found only in Pictavo

SPREAD - two pages that face each other in the yearbook

TABLE OF CONTENTS - a list of sections or topics along with corresponding page numbers in your yearbook; typically the first or second page of a book

TEMPLATE - a pre-designed layout including art, photo boxes and possibly portrait grids

THEME - the design or verbal elements used throughout your book to create consistency

USER - a member of the yearbook team/staff that has access to pages and tasks assigned by the administrator

ONLY IN PICTAVO

PRACTICAL DESIGN TOOLS

Creative freedom? You've got it. Pictavo's libraries are loaded with hundreds of colorable backgrounds and accents. Look for the color wheel next to pieces that let you apply any color in Pictavo's color library!

Speaking of color, Pictavo has more than two thousand to choose from. With so many options, it's important to be able to save your favorites and now you can!

Use the search tool to find exactly what you're looking for in our extensive art library. "Favorite" art you love so you can find what you need when you need it.



Add the perfect touch to your layouts with Outline & Drop Shadow text features! Use them alone or together to really take your typography to the next level.

Arrange page elements perfectly and with ease using Pictavo's alignment and spacing tools. Line up and evenly distribute multiple accents, images or text.

Create unique portrait pages with completely customizable and adjustable portrait grid settings. Save your preferences to reuse on other pages.

MAKE YOUR BOOK
STAND OUT

GETTING STARTED

MANAGE PHOTOS

GET THE SHOTS, KEEP THEM ORGANIZED

Choose your best shots and keep them organized with multi-layer album organization capabilities. Rotate, tag, rename, 'favorite' and preview all from one convenient window. Drag and drop images from your desktop directly into the Photo Management area or use Upload for a traditional 'browse' feature.

PORTRAIT FLOW

ONE-CLICK PORTRAIT GRID

Click an icon, generate a grid, adjust rows and columns then select style and placement of names. Save settings to appear on future grids as placeholders, then upload and flow portraits into formatted grids at your convenience.

LADDER

CREATE A BLUEPRINT

Pages and sections of your yearbook can be labeled and color-coded to stay organized. Page assignments, progress and warnings are visible from the Ladder view. Easily add pages, track user log ins and share high resolution proofs. Add practice pages so you can test ideas before committing them to a page.

DESIGN

DRAG AND DROP

It doesn't get any simpler than 'drag and drop'. Anything available from Pictavo's industry-leading art library is available with one simple motion. Additionally, drag and drop art and images directly from your computer to the page.

QUICK DESIGN TOOLS

UNDO

ZOOM

REDO

LINK

SAVE

DRAG

PAGE PREVIEW

MULTIPLE SELECT

TEXT

PAGE DESIGN SETTINGS

COPY

LOCK/ UNLOCK

PASTE

CROP

CUT

REMOVE PHOTO

GROUP/ UNGROUP

DELETE

INTERFACE ENVIRONMENTS

PAGE DESIGN

Easily access Art Libraries, Photo Management, text tools and portrait flow options from the page design area.

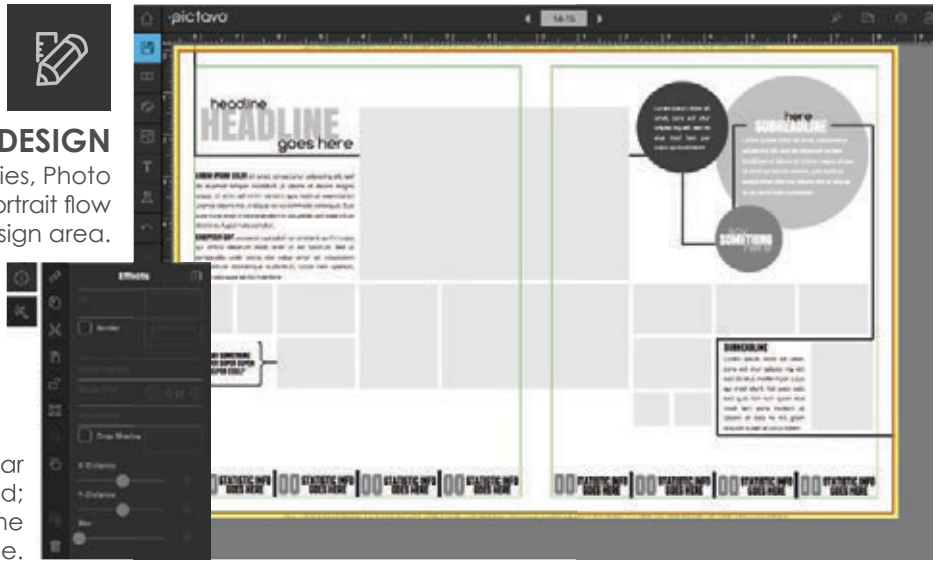

Pictavo's contextual menus appear only when an element is selected; only tools that apply to the selection are available.

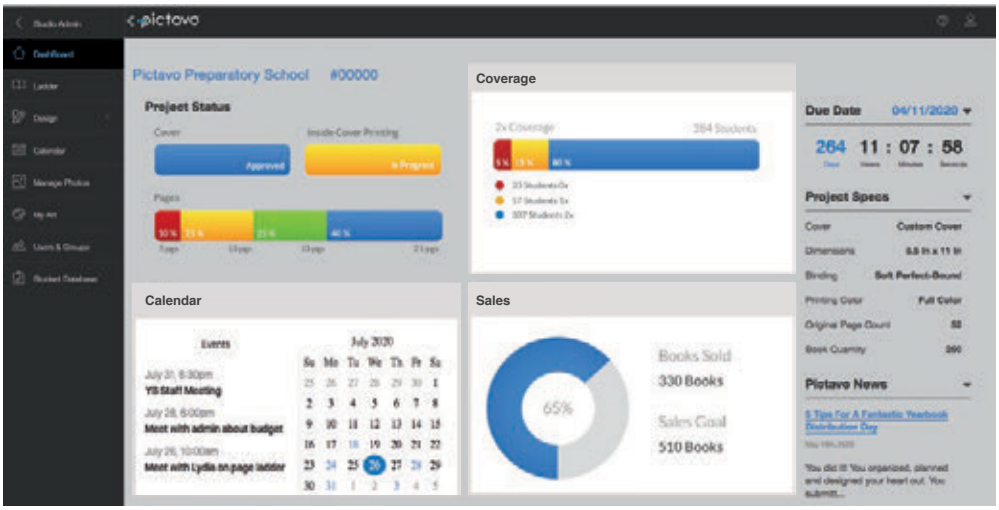

DASHBOARD

The Dashboard is a snapshot of your project and a gateway to helpful project management tools. This includes a calendar where you can create and assign events or tasks to yourself and others. As Project Administrator (Admin), you have access to privileges like setting up users and deciding settings that other users do not.

PLANNING IS EVERYTHING

USING A LADDER

Your yearbook ladder is basically a blueprint for your project. Creating an outline of page content, assignments and deadlines will lay a strong foundation for an organized yearbook.

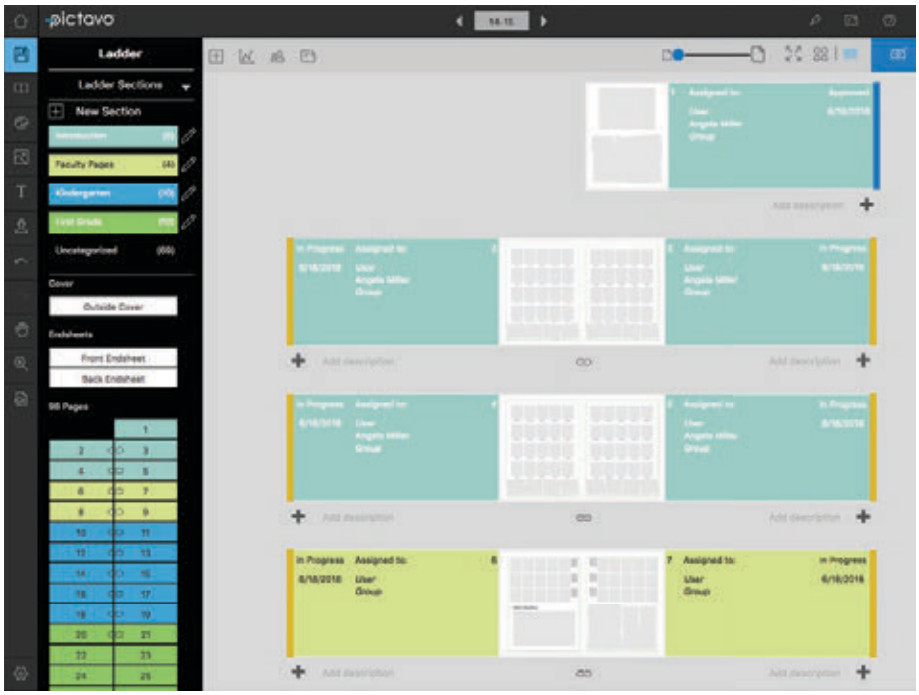

Your yearbook kit contains two large wall ladders. Keep these on the wall in the yearbook classroom for everyone to see.

The most detailed and accessible ladder is in Pictavo. Here you can color-code sections, add page descriptions, see users assigned to specific pages, as well as track who, when and how long they worked in the book.

1

Your yearbook provider will provide a "due date" for you to submit your yearbook to them based on your desired delivery date and book specifications. This scheduling provides a "due date". From this date, work backwards to create milestones for your staff to meet while designing and carefully proofing the entire book.

2

Create a 'rough draft' of your page flow and content based on last year's page count or discussions your staff has already had regarding coverage plans. Base initial ideas on what you already know: enrollment, club participation, number of athletic teams and planned school events for the year.

3

Make sure everyone is aware of your plan as outlined on the ladder and know what their role is in meeting the milestones needed to achieve it. Daily or weekly meetings help facilitate communication and coordination.

DEVELOPING A THEME: VISUAL & VERBAL

Think of a theme as your book's personality. A well-planned theme should include complementary visual and verbal cues throughout your book.

SPREADS DESIGNED BY THE ROYAL ROAR YEARBOOK STAFF OF HOPKINS NORTH JUNIOR HIGH, HOPKINS, MN

VISUAL
A visual theme is typically what people think of when they hear the word theme. Visual theme is the consistent use of specific colors, graphics and fonts in your book. Every page should not look identical, but there should be visual cues that the theme is still present.

ABOVE: USING AN ART COLLECTION CUSTOMIZED WITH SCHOOL COLORS CREATES A STRONG VISUAL THEME THAT ALSO COMMUNICATES SCHOOL SPIRIT

SPREADS DESIGNED BY THE PROWLER YEARBOOK STAFF OF MILLARD WEST HIGH SCHOOL, OMAHA, NE

VERBAL
A verbal theme consists of carrying a theme through your book via repetitive use of specific words or phrases and style of writing. Verbal theme development along with strategic typography are a good way to blend verbal and visual themes together.

ABOVE: ALONG WITH A STRONG VISUAL THEME, THIS SCHOOL UTILIZED ALLITERATION TO WEAVE A VERBAL THEME THROUGHOUT THEIR BOOK

CONTENT

CHOOSING AN ART COLLECTION

Pictavo's design team has created coordinating sets of templates, Snippets and Accents to make designing a yearbook easy.

CHOOSE
Based on your chosen theme for the year, select an Art Collection that will allow you to expand on that theme. Use the Collection as is or as a starting point for your designs.

CUSTOMIZE
Many Art Collections are full of colorable Accents allowing for maximum customization. Once placed on a page, all templates and Snippets are fully editable so adding color and moving design elements can be done with ease.

EXPANDING YOUR OPTIONS

You'll notice on the second page of each Art Collection, we've provided a 'style guide' to help in your design process. By using the same guidelines our design team used, you'll be able to create layouts that coordinate seamlessly with what we've already created.

LAYOUT

Knowing and understanding Pictavo's design environment will help you create well-designed pages that follow design rules and ensure a high quality book.

BLEED
The perimeter of the page masked out in yellow is the page bleed area. Photos and art that need to print to the page edge should extend to the outer edge of the bleed area.

TRIM
The red line around each page indicates where your page will be trimmed in production.

SAFETY MARGIN
The green lines around each page are the boundaries that should contain text and images that are not meant to bleed.

GUTTER
The gutter is the gap between two pages on a spread. To place images or art seamlessly across the gutter, link your pages.

1. Added sparingly, Accents help finish a layout and carry the visual theme.
2. Snippets are used here to efficiently complete the layout, creating additional stories on the page.
3. This portrait flow has been customized to add interest while maintaining the design style.
4. Adding candids in and around the portrait flow adds fun and allows for more coverage opportunities.

CONTENT

WRITING

Yearbooks that are engaging to read have many elements working together to tell a story. Headlines are used to draw readers in and Subheads can be used to tie events or stories contained on a spread together.

PHOTOGRAPHS OFTEN TELL PART OF THE STORY, BUT THE WRITTEN WORD IS JUST AS IMPORTANT. IN THIS SPREAD, THE STAFF WROTE A FEATURE STORY, INTERVIEWED STUDENTS, CAPTIONED EACH PHOTO AND STILL HAD ROOM TO WRITE A SECONDARY FEATURE ABOUT ANOTHER STUDENT'S MISSION TRIP EXPERIENCE. NOTICE THE CAPTIONS ARE LOADED WITH QUOTES, CREATING A HUMAN CONNECTION BETWEEN SUBJECT AND READER.

STORYTELLING

Everyone knows when writing a good story, it's important to answer as many of the 5Ws and an H (what, where, who, when, why and how) as possible. Keep in mind that students like reading about **people** rather than a list of facts about an event. It is the job of the copywriter to create human interest features that are also high in detail and fact content. As you write, think about what you want the reader to learn or feel after reading your story. By telling a story rather than merely 'reporting', a writer builds a connection between the reader and the subject being written about.

Taking the time to interview a few students involved in the event is a great way to tie more emotion and humanity into a feature, as well as take advantage of telling a story from a different point of view.

TYPOGRAPHY

Typography is the art of using type as a design element. Choosing fonts and arranging copy makes a yearbook more visually appealing than simple text–especially in headlines.

1

BOLDLY GOING
WHERE NO SENIOR HAS GONE BEFORE

2

work
gr&w

3

lit·er·ary
alliance

4

SENIOR
"QUOTES"

5

BE IN
EXPERIENCING THE EXPERIENCE
KNOW

6

CHOOSING FONTS

- Use fonts that complement each other
- Limit the number of fonts used in your yearbook to no more than three for a consistent look
- Combine different font weights and sizes to create a design element that can carry a theme

WEAVE TYPOGRAPHY INTO YOUR LAYOUTS

1. Fonts with similar styles but differing widths and weights can complement each other.
2. Use a strategically placed symbol to tie together words in a Headline.
3. Creating white space by expanding character and line spacing adds interest.
4. Find Accents that work well with fonts to help carry your theme throughout your book.
5. The simplest way to get creative with type? Change font weight, color or rotation.
6. Achieve a sophisticated design style (with just a few clicks of a mouse) by using Accents from the Letter Art Collection.

PHOTOGRAPHY

A yearbook relies on photographs to grab readers' attention with visuals that tell an accurate story of the year at your school.

BIRD'S EYE AND WORM'S EYE ANGLES ARE POPULAR WAYS AWARD-WINNING YEARBOOK STAFFS CAPTURE INTERESTING PHOTOS THAT MAKE THE READER PAUSE TO ENJOY.

1 Quality is king. Keep a DSLR handy and know how to use it. Capturing a well-lit, high-resolution image allows more flexibility while editing later!

2 What's your angle? Shooting from up high or down low can add an interesting perspective to your shots.

3 Keep it real. Let things happen naturally and be ready for the shot. Photojournalism is about telling the story that's happening in front of you.

4 Where are you? Know your surroundings and how to shoot well for the environment you're in.

5 Watch for the action! Nothing makes a visual statement like a great action shot.

JOURNALISM EDUCATION ASSOCIATION CURRICULUM

DYNAMIC JOURNALISM CURRICULUM FROM TOP SCHOLASTIC EDUCATORS

Tap into the most comprehensive scholastic journalism curriculum available while receiving ongoing support from JEA members and leader via an online community. Be in-the-know about special Adviser trainings and JEA national convention schedules. Whether you're an experienced adviser or just starting out, the best thing you can do for your program is check out what a JEA membership has to offer!

TOGETHER EVERYONE ACHIEVES MORE

Nowhere does this definition of TEAM ring truer than in education, especially scholastic journalism, where advisers and students must work collaboratively to create content that is timely, newsworthy and engaging. So it's only natural that the nation's best scholastic journalism educators and students have teamed together to support the Journalism Education Association Curriculum Initiative.

BACKGROUND

This initiative, started in 2013, was driven by JEA and 14 members identified as national leaders in their area of expertise. The purpose: to create curriculum that aligns to Common Core State Standards and Partnership for 21st Century Skills. Accompanying these leaders were dozens of other JEA members, professionals and student journalists who volunteered their own ideas, materials and examples to benefit scholastic media advisers nationwide

TODAY

The JEA Curriculum Initiative now consists of over 200 weeks worth of lessons in 11 content areas along with learning outcomes, assessments and evaluation guides and continues to be updated with lesson plans and examples that reflect the latest trends and technology. Each module is presented in multiple time frame options, allowing teachers to choose the configuration that best fits their circumstances and philosophies.

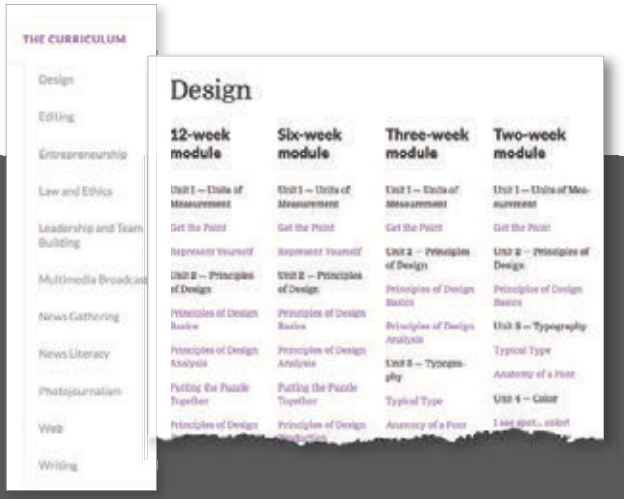

ASK YOUR YEARBOOK PROVIDER OR LEARN MORE ABOUT THE JOURNALISM EDUCATION ASSOCIATION AT JEA.ORG

- Step by step lesson plans
- Curriculum aligns to Common Core State Standards and Partnership for 21st Century Skills

ART COLLECTIONS



GET INSPIRED.
Our designers have created collections of templates and Snippets that are not only interchangeable, but completely customizable. Build an entire book based on the visual themes provided or use them for inspiration and create your own.

DESIGN
WITH PURPOSE

CONNECTED

Sound of Music
MUSIC MOVES US unde omnis iste natus error sit voluptatem accu santium doloremque laudantium, totam rem aperiam, eaque ipsa quae ab illo inventore veritatis.
1 LIFE of a STUDENT
2
3
4 EACH YEAR unde omnis iste natus error sit voluptatem accusantium doloremque laudantium, totam rem aperiam, eaque ipsa quae ab illo inventore veritatis et quasi architecto beatae vitae dicta sunt explicabo. Nemo enim ipsam voluptatem quia voluptas sit aspernatur aut odit aut fugit, sed quia consequuntur magni dolores eos qui.totam rem aperiam, eaque ipsa quae ab illo inventore veritatis et quasi architecto beatae vitae dicta sunt explicabo. Nemo enim ipsam voluptatem quia voluptas sit aspernatur. Doloremque laudantium, totam rem aperiam, eaque ipsa quae ab illo inventore veritatis et quasi architecto beatae vitae dicta sunt explicabo. Nemo enim ipsam voluptatem quia voluptas sit aspernatur aut odit aut fugit, sed quia consequuntur magni dolores eos qui.totam rem.
5
ART EXHIBITION
Sed ut perspiciatis unde omnis iste natus error sit voluptatem accusantium doloremque laudantium, totam rem aperiam, eaque ipsa quae ab illo inventore veritatis et quasi architecto beatae.
NATIONAL HONOR SOCIETY
FUTURE FARMERS OF AMERICA
Sed ut perspiciatis unde omnis iste natus error sit voluptatem accusantium doloremque laudantium, totam rem aperiam, eaque ipsa quae ab illo inventore veritatis et quasi architecto beatae.
Sed ut perspiciatis unde omnis iste natus error sit voluptatem accusantium doloremque laudantium, totam rem aperiam, eaque ipsa quae ab illo inventore veritatis et quasi architecto beatae vitae dicta sunt explicabo. Nemo enim ipsam voluptatem quia voluptas sit aspernatur aut odit aut fugit, sed quia consequuntur magni dolores eos qun explicabo. Nemo enim ipsam voluptatem quia voluptas sit aspernatur
Sasha
Anir

CREATE THIS LOOK

1. Multi-word headlines use any two forms of Roboto (bold, slab, italic) and are generally paired with a CONNECTED Accent
2. Use colorable Accents to continue or complement the collection's color palette
3. CONNECTED hexagon Accents should slightly overlap photo edge
4. Use bold uppercase text in theme color to add interest at the start of a paragraph
5. Frame photos and/or text with CONNECTED Accent brackets

ROBOTO • 30+ pt (headline)
(see Create This Look)

ROBOTO SLAB • 14 pt (subhead)

Helvetica • **8 pt (body text)**



VERBAL THEME INSPIRATION

Connections
ICYMI
Profile Of A (mascot)
Crossroads
Forever Connected
Faces And Places
Generation Next
Linked
Log On
Making Connections
Me, You, Us
The Verge
The Wave Of The Future
Word Is Out

CONNECTED

Templates have been designed on a grid, making it easy to personalize every layout by swapping out or modifying Snippets.

TEMPLATE# C8T3543



GET CREATIVE

Regardless of theme, Snippets are easily customized by changing fonts and adjusting colors.

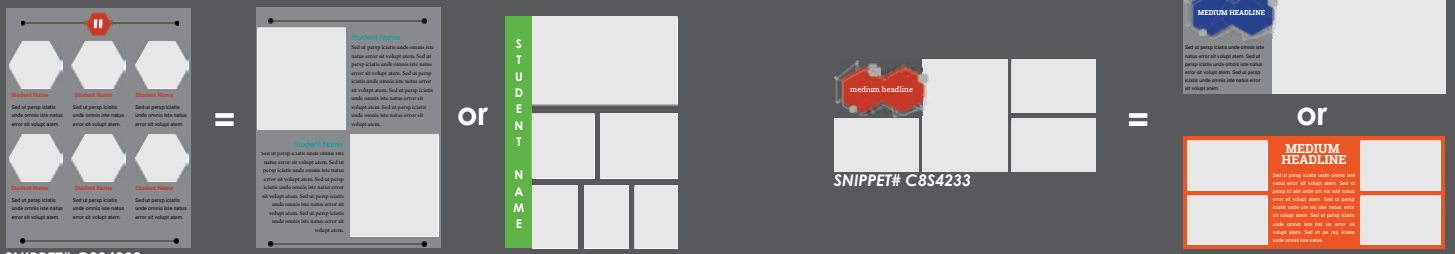

SNIPPET# C8S4232

SNIPPET# C8S4233

TEMPLATE# C8T3544



TEMPLATE# C8T3550

Templates are fully editable once placed onto your page. Move or exchange Snippets and modify elements to create the ideal layout.

1

SNIPPET# C8S4231

2

SNIPPET# C8S4229

3

SNIPPET# C8S4227

4

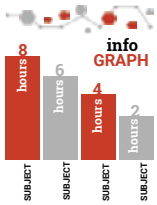

SNIPPET# C8S4228



SNIPPET# C8S4227

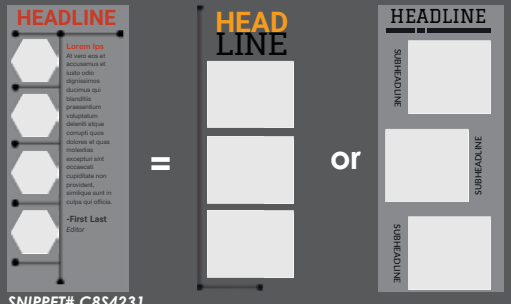

SNIPPET# C8S4231

CONNECTED

LAYOUT INSPIRATION

TEMPLATE# C8T3540

TEMPLATE# C8T3548

TEMPLATE# C8T3545

CUSTOM COVER BACKGROUNDS

C8C4983 *C8C8306* *C8C4982* *C8C4975*

Choose to create a Custom Cover and let your individuality shine! Start with a custom cover background designed specifically to complement Pictavo's Art Collections.

DESIGN YOUR COVER IN PICTAVO

CUSTOM COVERS

CREATE A CUSTOM COVER USING ART PROVIDED IN PICTAVO. CUSTOMIZE WITH THEME OR SCHOOL COLORS AND STUDENT PHOTOS FOR A COVER THAT'S UNIQUE TO YOUR YEAR.

CUSTOM COVERS MAY INCUR ADDITIONAL COST, CONTACT YOUR YEARBOOK PROVIDER FOR MORE INFORMATION.



UP YOUR COVER'S WOW-FACTOR WITH HARD COVER ENHANCEMENTS.
***SHOWN ABOVE:** LINEN COVER CLOTH WITH FOIL, DIE CUT AND CUSTOM ENDSHEETS*

COVER ENHANCEMENTS INCUR ADDITIONAL COST, CONTACT YOUR YEARBOOK PROVIDER FOR MORE INFORMATION

STOCK COVERS

20-22

20-21

20-23

20-24

Let our design team do the work for you! Choose one of the pre-designed Stock Covers in Pictavo and just add your school name and year dates!

CONNECTED

TEMPLATES

C8T3538

C8T3539



C8T3540

C8T3542



C8T3543

C8T3544

C8T3545

C8T3546



C8T3547



C8T3548

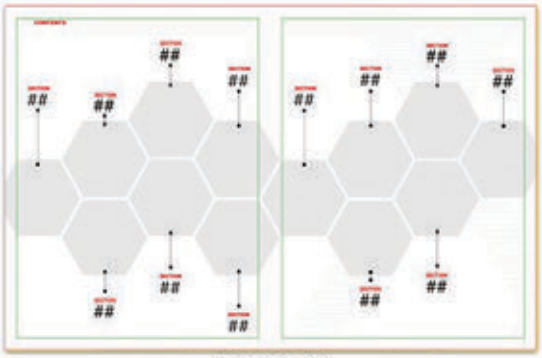

C8T3549

C8T3550

C8T3551

C8T3552

C8T3553



C8T3554

TEMPLATES

C8T3555

C8T3556

C8T3557

1x1

C8S4212



C8S4226



C8S4228

C8S4241

C8S4248

1x2



C8S4218



C8S4222



C8S4231

C8S4245



C8S5627

2x1

C8S4213

C8S4214

C8S4220



C8S4221

C8S4224



C8S4252

CONNECTED

SNIPPETS



2x2

C8S4223



C8S4227



C8S4232



C8S4238

C8S4239

C8S4240



C8S4247

C8S4251

C8S4254

C8S4260



C8S4261



2x3

C8S4250

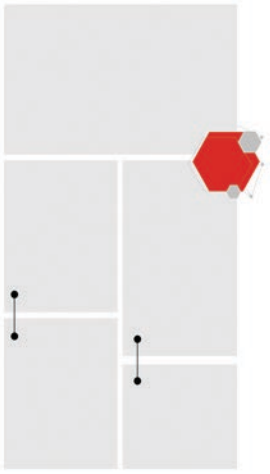

C8S4257



C8S4258

C8S5733

C8S5734



3x1



C8S4233

C8S4246

C8S5736

CONNECTED

SNIPPETS



3x2

C8S4225

C8S4229

C8S4230

C8S4242

C8S4244



C8S4249

C8S4253

C8S4259

C8S4262

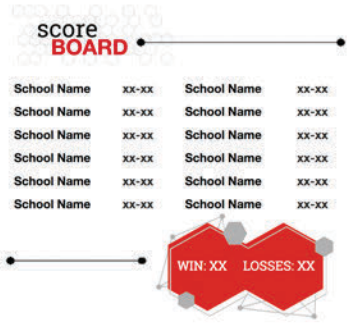

C8S5626



3x3

C8S4217

C8S4256

C8S5735

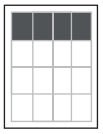

4x1

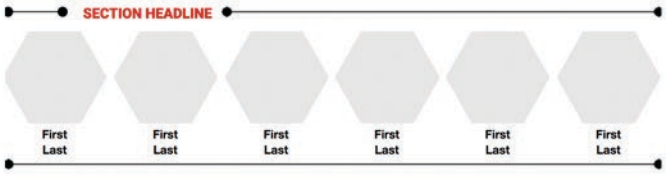

C8S4219

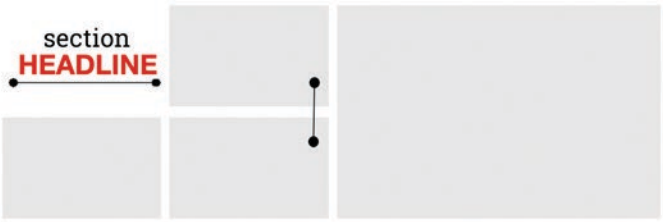

C8S4243

C8S4255

CONNECTED

SNIPPETS



4x2

C8S4215

C8S4216

C8S5737

C8ST4234

C8ST4235

C8ST4236

C8ST4237

Most items that appear black or grayscale can be colorized with over 2000 Pictavo colors. Look for this symbol in Pictavo.

C8A3478

C8A3479

C8A3480

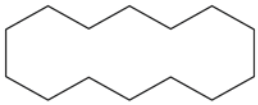
C8A3481

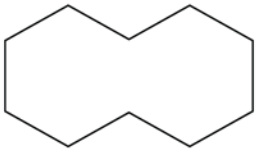
C8A3482

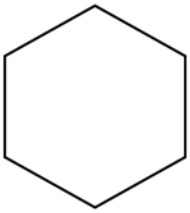
C8A3483

C8A3484

C8A3485

C8A3486

C8A3487


C8A3488

C8A3489

C8A3490

C8A3491

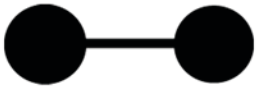
C8A3492

C8A3493

C8A3494

C8A3495

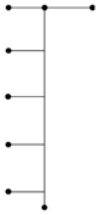
C8A3496

C8A3497

C8A3498

C8A3499

C8A3500

C8A3501

C8A3502

C8A3503

C8A3504

C8A3505


C8A3506

C8A3507

MORE CONNECTED ACCENTS AVAILABLE IN PICTAVO.

MARKED UP

this is where
the magic happens
1
Lorem ipsum dolor sit amet, consectetur adipiscing elit, sed do eiusmod tempor incididunt ut labore et dolore magna aliqua. Ut enim ad minim veniam, quis nostrud exercitation ullamco laboris nisi ut aliquip ex ea commodo consequat. Duis aute irure dolor in reprehenderit in voluptate velit esse cillum dolore eu fugiat
2
follow
your dreams
4
3
Lorem ipsum dolor sit amet, consectetur adipiscing elit, sed do eiusmod tempor incididunt ut labore et dolore magna aliqua. Ut enim ad minim veniam, quis nostrud exercitation ullamco laboris nisi ut aliquip ex ea commodo consequat. Duis aute irure dolor in reprehenderit in voluptate velit esse cillum dolore eu fugiat nulla pariatur. Sed ut perspiciatis unde omnis iste natus error sit voluptatem accusantium doloremque laudantium, totam rem aperiam, eaque ipsa quae ab illo inventore veritatis et quasi architecto beatae vitae dicta sunt explicabo. Nemo enim ipsam voluptatem quia voluptas sit aspernatur aut odit aut fugit, sed quia consequuntur magni dolores eos qui ratione voluptatem sequi nesciunt. Neque porro quisquam est, qui dolorem ipsum quia dolor sit amet, consectetur, adipisci velit, sed quia non numquam eius modi tempora incidunt ut labore et dolore magnam aliquam quaerat voluptatem. Ut enim ad minima veniam, quis nostrum exercitationem ullam corporis suscipit laboriosam, nisi ut aliquid ex ea commodi consequatur?
5
Jason & Sarah
Lorem ipsum dolor sit amet, debet veniam sadipscing vis no, ex alterum prodesset mea Vitae verterem.

CREATE THIS LOOK

1. Use MARKED UP brush Accents to highlight a key word in the headline
2. Highlight names in a caption with your collection color
3. Use bold uppercase text to add interest at the start of a paragraph
4. Vary the headline text to create a hierarchy and establish the tone of your story
5. Increase the line spacing in body copy and decrease the intensity of black to lighten a block of text

raleway light italic • **60 pt (headline)**

raleway light italic • **20 pt (subhead)**

Raleway Light • **10 pt (body text)**

Raleway Light Italic • **8 pt (caption)**

VERBAL THEME INSPIRATION

True Colors
Make Your Mark
In Living Color
With Flying Colors
Paint Me 2020
Outside The Lines
Color Commentary
(School Color) From The Inside Out
Every Shade Of (School Color)
This Is (School Color)
Showing Our True Colors
(School Color) Daze
(School Color) (School Color) & You
How We Do (School Color)

MARKED UP

Templates have been designed on a grid, making it easy to personalize every layout by swapping out or modifying Snippets.

TEMPLATE# C1T3869



GET CREATIVE

Regardless of theme, Snippets are easily customized by changing fonts and adjusting colors.



SNIPPET# C1S4693



SNIPPET# C1S4652

TEMPLATE# C1T3873

TEMPLATE# C1T3879

Templates are fully editable once placed onto your page. Move or exchange Snippets and modify elements to create the ideal layout.

1

SNIPPET# C1S4653

2

SNIPPET# C1S4645

3

SNIPPET# C1S4693

4

SNIPPET# C1S4654

SNIPPET# C1S4644

SNIPPET# C1S4654

MARKED UP

LAYOUT INSPIRATION

TEMPLATE# C1T3866

TEMPLATE# C1T3883

TEMPLATE# C1T3865

CUSTOM COVER BACKGROUNDS

C1C8321

C1C8323

C1C4961

C1C4956

Choose to create a Custom Cover and let your individuality shine! Start with a custom cover background designed specifically to complement Pictavo's Art Collections.

DESIGN YOUR COVER IN PICTAVO

CUSTOM COVERS



CREATE A CUSTOM COVER USING ART PROVIDED IN PICTAVO. CUSTOMIZE WITH THEME OR SCHOOL COLORS AND STUDENT PHOTOS FOR A COVER THAT'S UNIQUE TO YOUR YEAR.

CUSTOM COVERS MAY INCUR ADDITIONAL COST, CONTACT YOUR YEARBOOK PROVIDER FOR MORE INFORMATION.

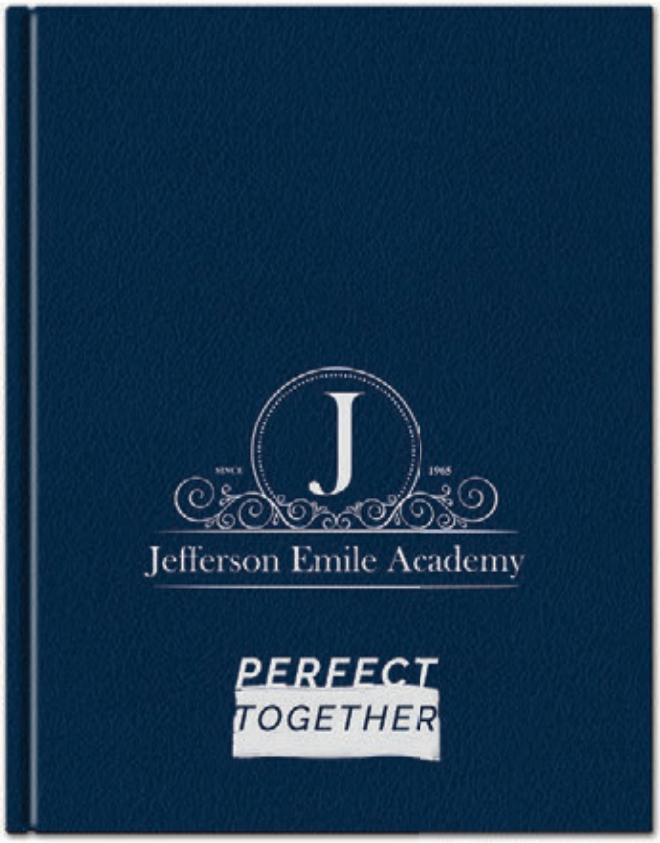

UP YOUR COVER'S WOW-FACTOR WITH HARD COVER ENHANCEMENTS.
***SHOWN ABOVE:** LEATHERETTE COVER WITH FOIL AND EMBOSSING*

COVER ENHANCEMENTS INCUR ADDITIONAL COST, CONTACT YOUR YEARBOOK PROVIDER FOR MORE INFORMATION

STOCK COVERS

20-25

20-26

20-27

Let our design team do the work for you! Choose one of the pre-designed Stock Covers in Pictavo and just add your school name and year dates!

MARKED UP

TEMPLATES

C1T3865

C1T3866

C1T3867

C1T3868

C1T3869

C1T3870



C1T3871

C1T3872

C1T3873

C1T3874

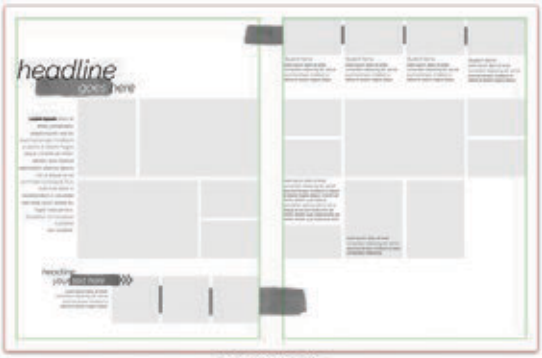

C1T3875

C1T3876

C1T3877



C1T3878

C1T3879

C1T3880

MARKED UP

TEMPLATES



C1T3881

C1T3882

C1T3883

C1T3884


1x1

C1S4657

C1S4685

C1S5758


1x2

C1S4665



C1S5615

C1S5759


1x3

C1S4692

C1S5760

C1S5761

MARKED UP

SNIPPETS

1x4

C1S4650

C1S4661

C1S5762

2x1

C1S4644

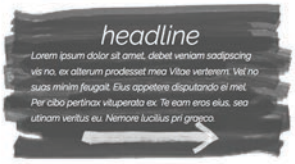

C1S4649

C1S4651



C1S4652

C1S4653

C1S4654

C1S4662

C1S4663

2x1

C1S4668

C1S4688

C1S4689

2x2

C1S4659

C1S4664

C1S4666

C1S4673



C1S4676

C1S4678

C1S4679



C1S4681

C1S4684

C1S4693



C1S4694

C1S5614

MARKED UP

SNIPPETS



2x3

C1S4655



C1S4658



C1S4674

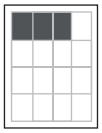

3x1

C1S4645

C1S4686

C1S4687

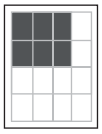

3x2

C1S4683

C1S5763

C1S5764

4x1

C1S4646

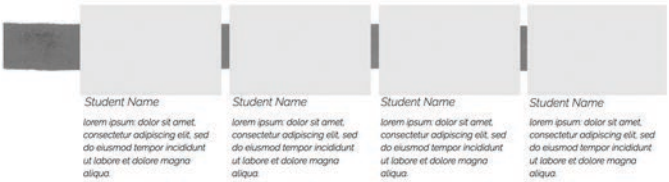

C1S4647

C1S4648

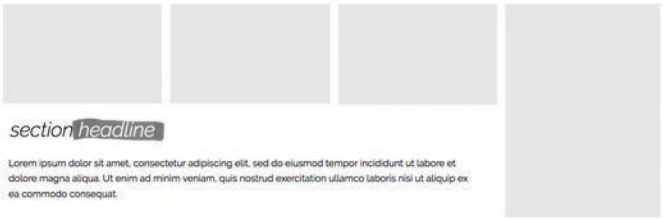

C1S4660

C1S4690

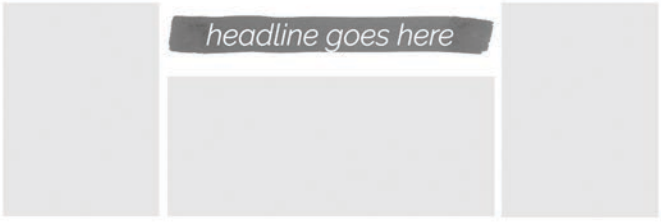

C1S4691

MARKED UP

SNIPPETS



4x2

C1S4656

C1S4667



C1S4675

C1S4677



C1S4680

C1S4682

C1ST4669

C1ST4670

C1ST4671

C1ST4672

MARKED UP

ACCENTS

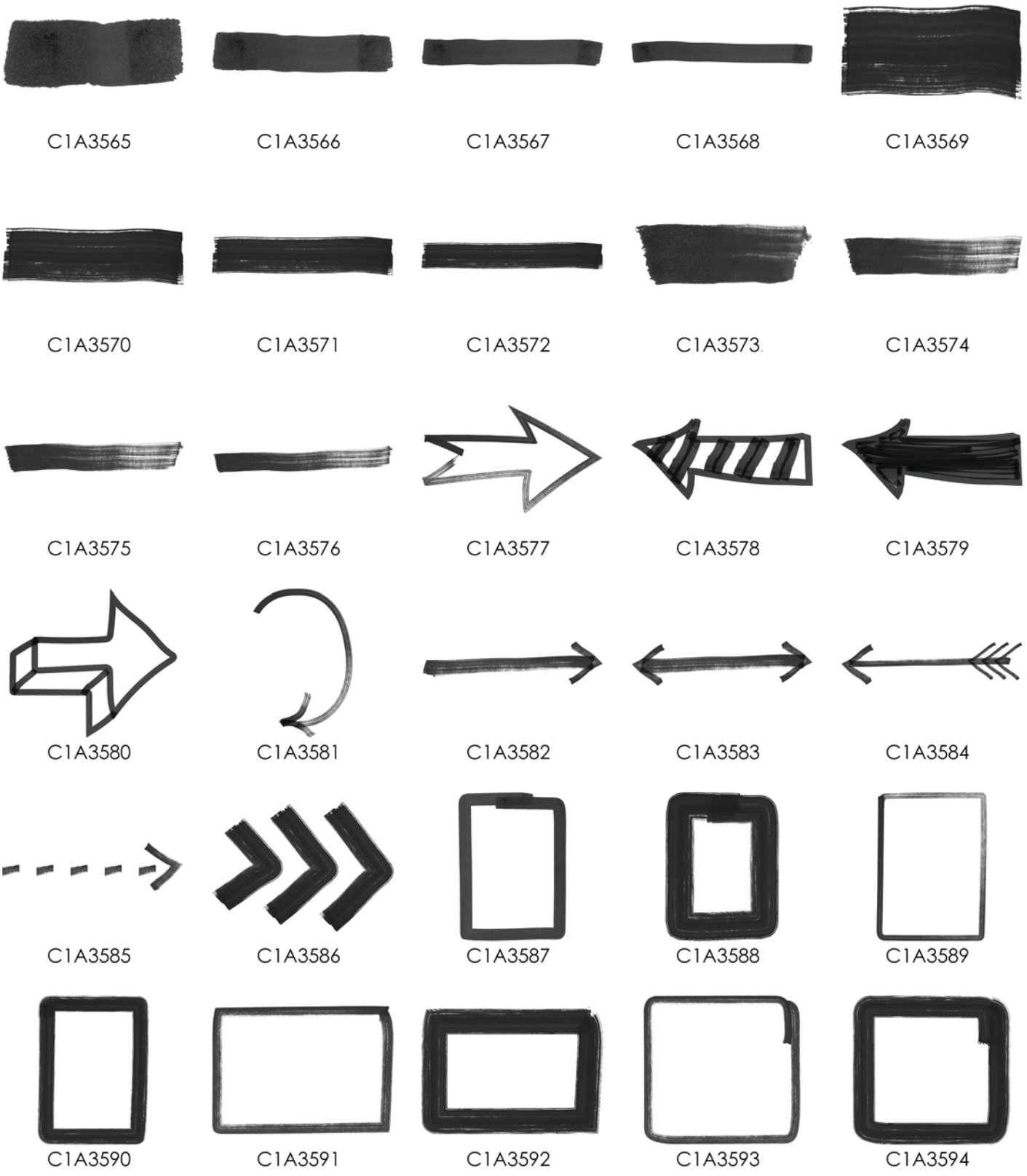

Most items that appear black or grayscale can be colorized with over 2000 Pictavo colors. Look for this symbol in Pictavo.

C1A3595

C1A3596

C1A3597

C1A3598

C1A3599

C1A3600

C1A3601

C1A3602

C1A3603

C1A3604

C1A3605

C1A3606

C1A3607

C1A3608

C1A3609

C1A3610

C1A3611

C1A3612

C1A3613

C1A3614

C1A3615

C1A3616

C1A3617

hree full weeks in
rope?! My dreams
e come through, all
ks to my school, my
teachers and my
parents. Thank you!"
TTANY MICK
Senior

Students were fortunate to travel to Norway, the UK, Ireland, Spain and Italy during their three week vacation over holiday break. Lucky ducks!

1

ABROADIN EUROPE

Lorem ipsum dolor sit amet, consectetur adipiscing elit, sed do eiusmod tempor incididunt ut labore et dolore magna aliqua. Ut enim ad minim veniam, quis nostrud exercitation ullamco laboris nisi ut aliquip ex ea commodo consequat. Duis aute irure dolor in reprehenderit in voluptate velit esse cillum dolore eu fugiat nulla pariatur. Excepteur sint occaecat cupidatat non

4

Lorem ipsum dolor sit amet, consectetur adipiscing elit, sed do eiusmod tempor incididunt ut labore et dolore magna aliqua. Ut enim ad minim veniam, quis nostrud exercitation ullamco laboris nisi ut aliquip ex ea commodo consequat. Duis aute irure dolor in reprehenderit in voluptate velit esse cillum dolore eu fugiat nulla pariatur.

Excepteur sint occaecat cupidatat nonLorem ipsum dolor sit amet, consectetur adipiscing elit, sed do eiusmod tempor incididunt ut labore et dolore magna aliqua. Ut enim ad minim veniam, quis nostrud exercitation ullamco laboris nisi ut aliquip ex ea commodo consequat. Duis aute irure dolor in reprehenderit in voluptate velit esse cillum dolore eu fugiat nulla pariatur. Excepteur

Hikes, hikes, hikes! Walking along Cinque Terre in Italy was definitely a highlight of their trip - seeing 3 beautiful, off the track, coastal cities on one path is amazing.

The students were very surprised to see so many other American tourists while on vacation! That means they chose the best spots... right?!

3

5

2

were fortunate to
Norway, the UK,
, Spain and Italy
their three week
over holiday break.
Lucky ducks!

CREATE THIS LOOK

1. Headlines always use these Accents as an added design element
2. Shapes used as design elements near edge of page always bleed
3. Use a square or rectangle at 80% opacity in place of an image and allow to overlay nearby photo just slightly
4. Mix font weights for added interest
5. Place FOCUS Accents sparingly in corners of various images

ROBOTOSLAB • **42 pt (headline)**

POMPIERE • **22 pt (subhead)**

Quicksand light • **11 pt (body text)**

Quicksand bold • 9 pt (caption)

VERBAL THEME INSPIRATION

Get The Picture
Picture This…
Calling The Shots
This Is Us
These Are The Moments
Captured
Picture Perfect
(A Picture Is Worth) 2020 Words
Have You Seen This?
Look At Us now
A New Perspective
An Inside Look
Focused On Our Future
From Every Angle
The Big Picture
Unfiltered

FOCUS

Templates have been designed on a grid, making it easy to personalize every layout by swapping out or modifying Snippets.

TEMPLATE# C3T3898

GET CREATIVE

Regardless of theme, Snippets are easily customized by changing fonts and adjusting colors.



SNIPPET# C3S4711

SNIPPET# C3S4718

TEMPLATE# C3T3889

Templates are fully editable once placed onto your page. Move or exchange Snippets and modify elements to create the ideal layout.

1

SNIPPET# C3S4706

2

SNIPPET# C3S4722



TEMPLATE# C3T3893

3

SNIPPET# C3S5773

4

SNIPPET# C3S4700



SNIPPET# C3S4703



SNIPPET# C3S4715

=



FOCUS

LAYOUT INSPIRATION

TEMPLATE# C1T3866

TEMPLATE# C3T3899

TEMPLATE# C3T3902

CUSTOM COVER BACKGROUNDS

C3C4972

C3C4966

C3C5067

C3C5065

Choose to create a Custom Cover and let your individuality shine! Start with a custom cover background designed specifically to complement Pictavo's Art Collections.

DESIGN YOUR COVER IN PICTAVO

CUSTOM COVERS

CREATE A CUSTOM COVER USING ART PROVIDED IN PICTAVO. CUSTOMIZE WITH THEME OR SCHOOL COLORS AND STUDENT PHOTOS FOR A COVER THAT'S UNIQUE TO YOUR YEAR.

CUSTOM COVERS MAY INCUR ADDITIONAL COST, CONTACT YOUR YEARBOOK PROVIDER FOR MORE INFORMATION.

UP YOUR COVER'S WOW-FACTOR WITH HARD COVER ENHANCEMENTS.
***SHOWN ABOVE:** STANDARD PRINTED COVER WITH FOIL*

COVER ENHANCEMENTS INCUR ADDITIONAL COST, CONTACT YOUR YEARBOOK PROVIDER FOR MORE INFORMATION

STOCK COVERS

20-33

20-31

20-32

20-34

Let our design team do the work for you! Choose one of the pre-designed Stock Covers in Pictavo and just add your school name and year dates!

FOCUS

TEMPLATES

C3T3885

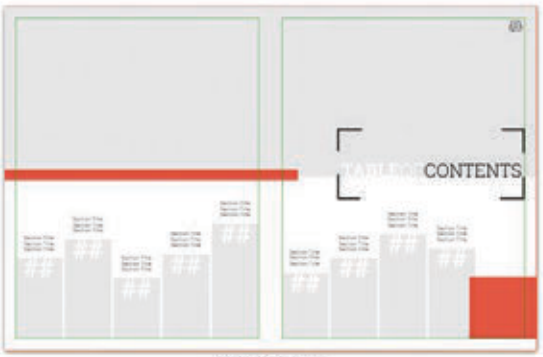

C3T3886



C3T3887



C3T3888

C3T3889

C3T3890



C3T3891

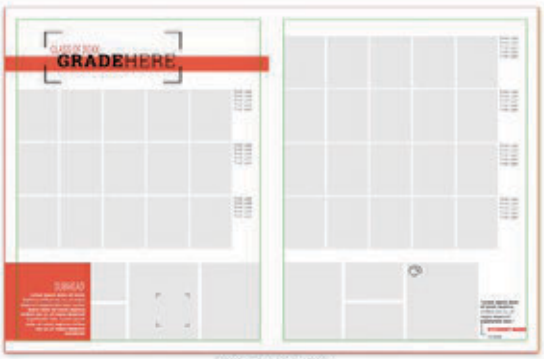

C3T3892

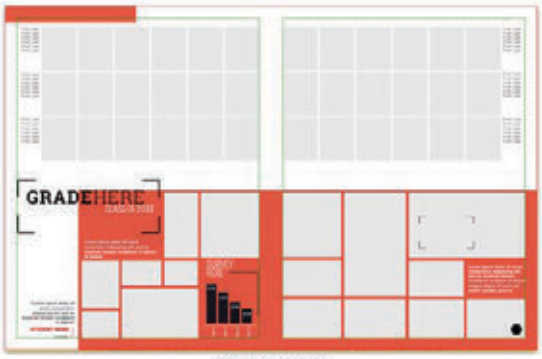

C3T3893

C3T3894



C3T3895



C3T3896

C3T3897



C3T3898



C3T3899



C3T3900

FOCUS

TEMPLATES



C3T3901



C3T3902

C3T3903

C3T3904

1x3



C3S4699



C3S4703



C3S4717

1x4



C3S4704

C3S4714



C3S5769

FOCUS

SNIPPETS

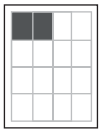

2x1

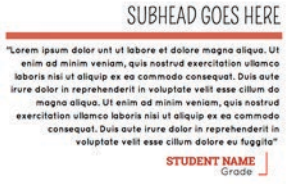

C3S4698

C3S4702

C3S4706

C3S4718

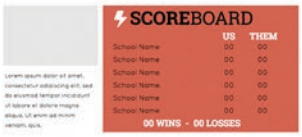

C3S4742

C3S4743



2x2



C3S4710



C3S4716



C3S4719

C3S4729

2x2

C3S4731



C3S4735

C3S4740

C3S4741



C3S4745

2x3

C3S4709

C3S4739



C3S5770

FOCUS

SNIPPETS

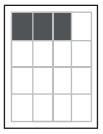

3x1



C3S4738

C3S5771

C3S5773

C3S4722



3x2



C3S4697

C3S4732

C3S4733



C3S4744

4x1

C3S4695

C3S4696

C3S4701

C3S4705

C3S4707

C3S4712

C3S4713



C3S4715

C3S4720

C3S4737

FOCUS

SNIPPETS



4x2

C3S4700

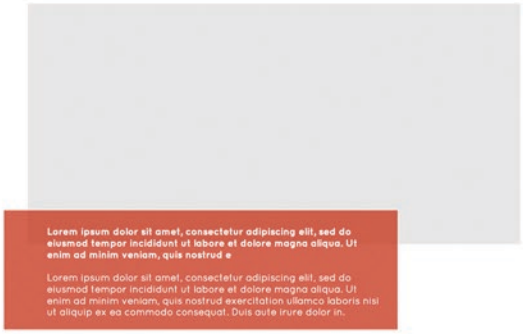

C3S4708

C3S4721

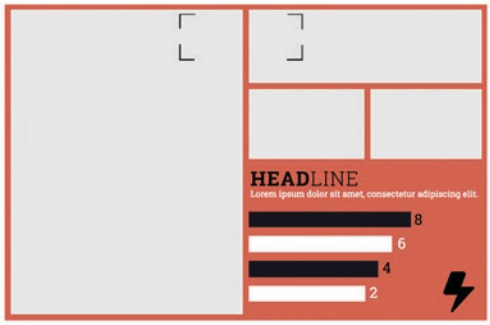

C3S4736



4x3

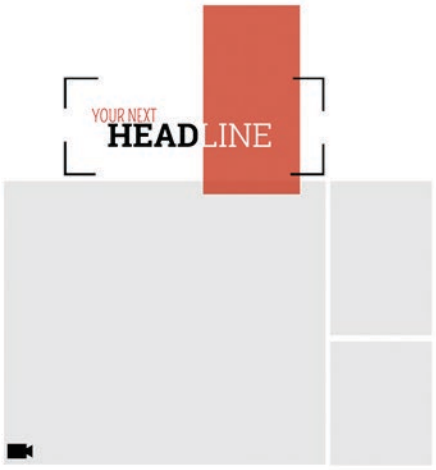

C3S4711

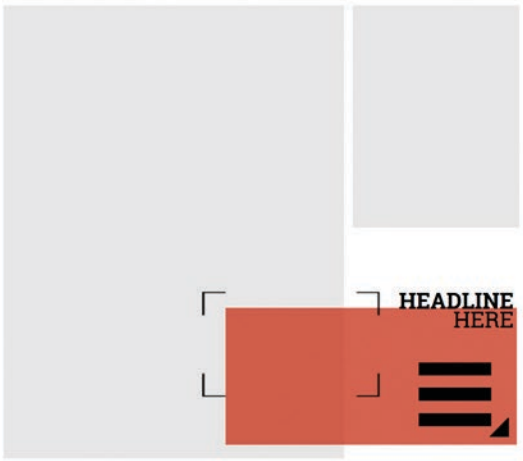

C3S4730

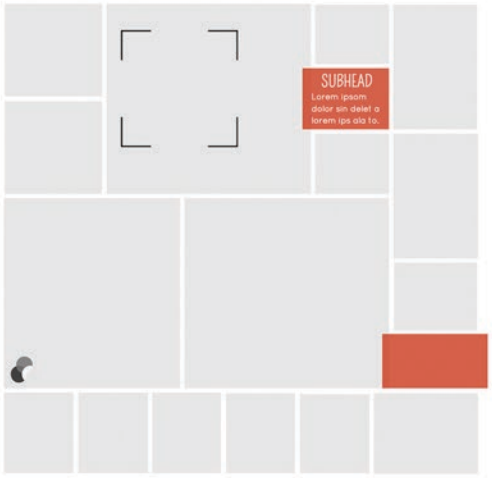

C3S5772

C3ST4723

C3ST4724

C3ST4725

C3ST4726

C3ST4727

C3ST4728

Most items that appear black or grayscale can be colorized with over 2000 Pictavo colors. Look for this symbol in Pictavo.

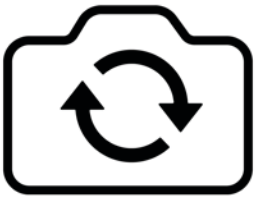
C3A3618

C3A3619

C3A3620

C3A3621


C3A3622

C3A3623

C3A3624

C3A3625


C3A3626

C3A3627

C3A3628


C3A3629

C3A3630

C3A3631

C3A3632

C3A3633

C3A3634

C3A3635

C3A3636

C3A3637

C3A3638

C3A3639

C3A3640

C3A3641

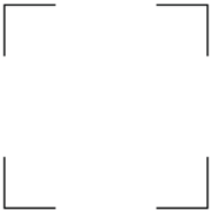
C3A3642

C3A3643

C3A3644

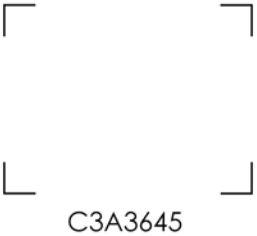
C3A3645

C3A3646

C3A3647

MORE FOCUS ACCENTS AVAILABLE IN PICTAVO.

INFOGRAPHIC

CREATE THIS LOOK

1. Text over images is either black or white
2. Line elements are in black and connect photos and text
3. Headline text pairs upper and lower case text in black and your chosen color
4. Time line/stat info is placed along the bottom of pages
5. Leave more white space through the top and bottom sections of the page

ANTON UPPERCASE • 50+ pt (headline)

Comfortaa • **30+ pt (subhead)**

Comfortaa • **9 pt (body text)**

VERBAL THEME INSPIRATION

Break It Down
What's The 411?
The Year In Stats
It's All In The Numbers
Go Figure
Day-to-Day (mascot) Life
Prove It
Sign Of The Times
Wait A Minute...
That Time When
These Are The Days
Starting Now
Ahead Of Our Time
Days Between Summers

INFOGRAPHIC

Templates have been designed on a grid, making it easy to personalize every layout by swapping out or modifying Snippets.

TEMPLATE# C6T3921

GET CREATIVE

Regardless of theme, Snippets are easily customized by changing fonts and adjusting colors.



SNIPPET# C6S4766

SNIPPET# C6S4763

TEMPLATE# C6T3912



TEMPLATE# C6T3918

Templates are fully editable once placed onto your page. Move or exchange Snippets and modify elements to create the ideal layout.



SNIPPET# C6S4761

SNIPPET# C6S4763

SNIPPET# C6S4760

SNIPPET# C6S4764

or



SNIPPET# C6S4761

SNIPPET# C6S4767

=

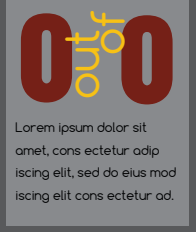

or

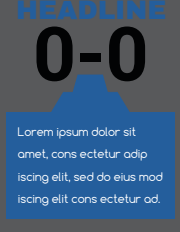

INFOGRAPHIC

LAYOUT INSPIRATION

TEMPLATE# C6T3907

TEMPLATE# C6T3916



TEMPLATE# C6T3913

CUSTOM COVER BACKGROUNDS

C6C4970



C6C8315

C6C4968

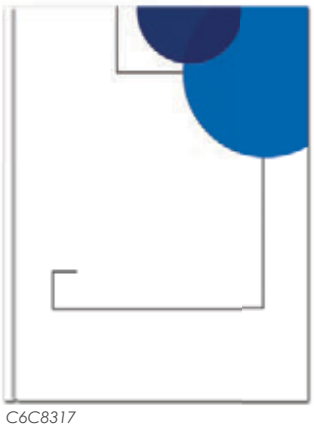

C6C8317

Choose to create a Custom Cover and let your individuality shine! Start with a custom cover background designed specifically to complement Pictavo's Art Collections.

DESIGN YOUR COVER IN PICTAVO

CUSTOM COVERS

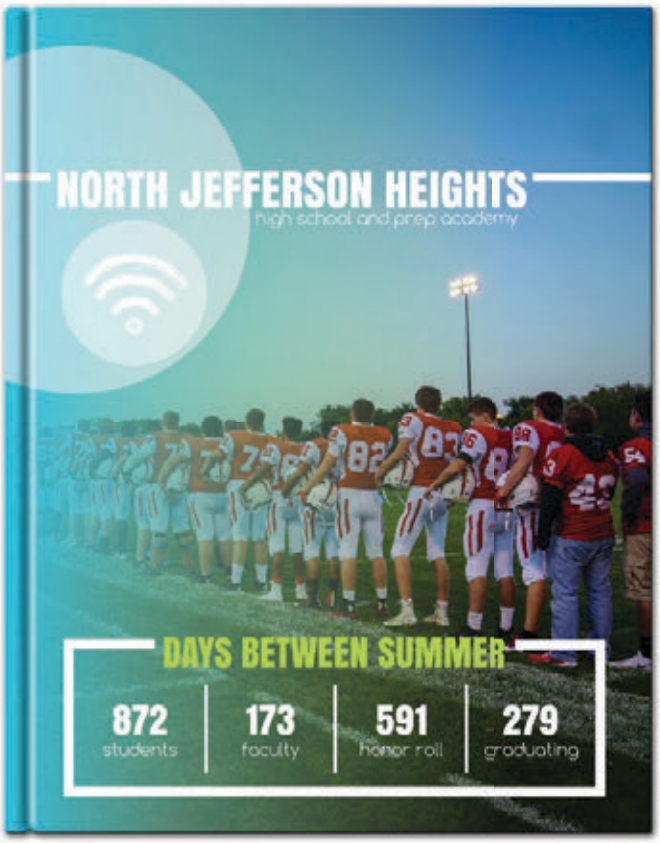

CREATE A CUSTOM COVER USING ART PROVIDED IN PICTAVO. CUSTOMIZE WITH THEME OR SCHOOL COLORS AND STUDENT PHOTOS FOR A COVER THAT'S UNIQUE TO YOUR YEAR.

CUSTOM COVERS MAY INCUR ADDITIONAL COST, CONTACT YOUR YEARBOOK PROVIDER FOR MORE INFORMATION.

UP YOUR COVER'S WOW-FACTOR WITH HARD COVER ENHANCEMENTS.
***SHOWN ABOVE:** LINEN COVER CLOTH WITH TWO SILK SCREEN COLORS*

COVER ENHANCEMENTS INCUR ADDITIONAL COST, CONTACT YOUR YEARBOOK PROVIDER FOR MORE INFORMATION

STOCK COVERS

20-35

20-36

Let our design team do the work for you! Choose one of the pre-designed Stock Covers in Pictavo and just add your school name and year dates!

INFOGRAPHIC

TEMPLATES

C6T3905

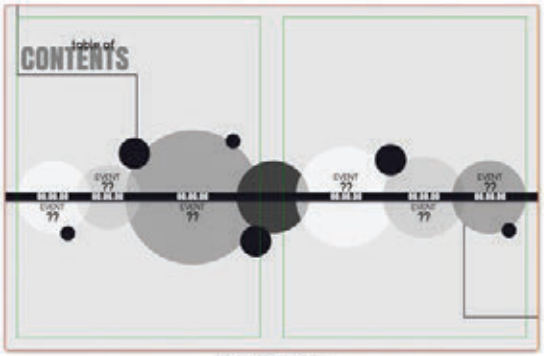

C6T3906

C6T3907



C6T3908



C6T3909

C6T3910

C6T3911

C6T3912

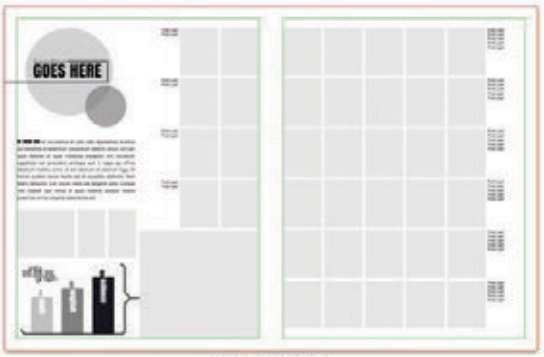

C6T3913

C6T3914



C6T3915



C6T3916

C6T3917

C6T3918



C6T3919

C6T3920.

INFOGRAPHIC

TEMPLATES



C6T3921



C6T3922



C6T3923

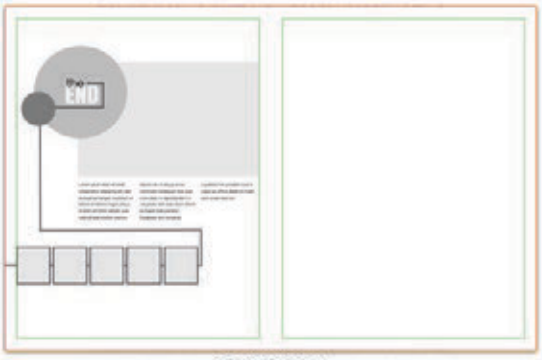

C6T3924

1x1

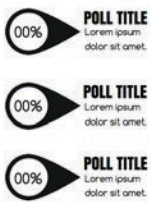

C6S4750



C6S4767

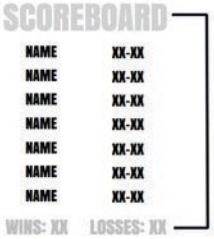

C6S5621

1x2

C6S4763



C6S4778



C6S4784

1x3

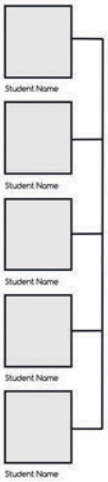

C6S4792

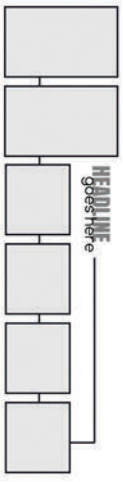

C6S5768

C6S5789

INFOGRAPHIC

SNIPPETS

2x1

C6S4746

C6S4748

C6S4756

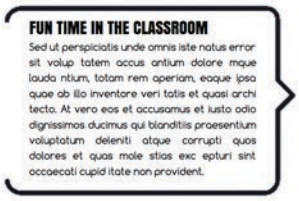

C6S4758

C6S4760

C6S4764



C6S4765

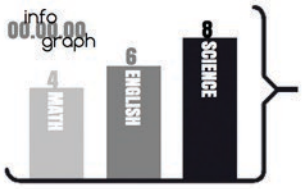

C6S4768

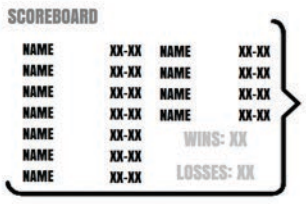

C6S4770

C6S4779

C6S4789



2x2

C6S4759

C6S4761

C6S4781

C6S4794



3x1

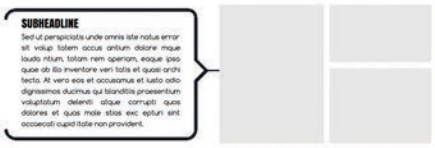

C6S4751



C6S4753



C6S4754

C6S4780

C6S4795

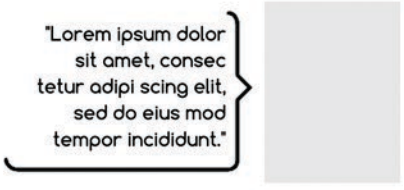

C6S4796

INFOGRAPHIC

SNIPPETS



3x2

C6S4749

C6S4782

C6S4786

C6S4791



C6S5622

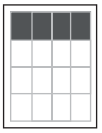

4x1

C6S4747

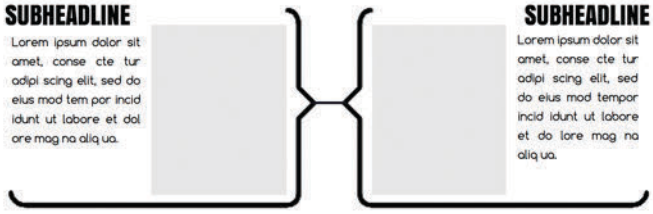

C6S4755

C6S4757

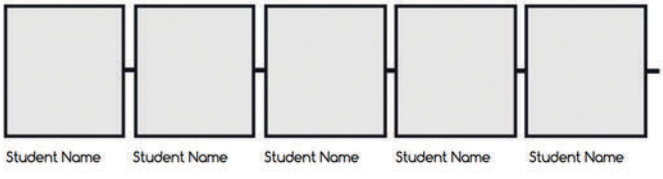

C6S4769

4x1

C6S4771

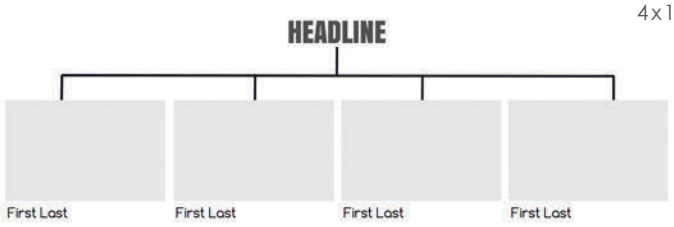

C6S4783

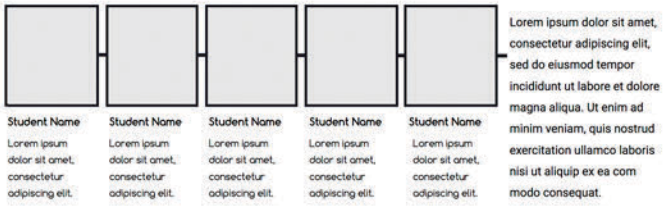

C6S4787



C6S4790

4x2

C6S4752



C6S4766

C6S4785

C6S4788

INFOGRAPHIC

SNIPPETS



4x2

C6S4793

C6ST4772

C6ST4773

C6ST4774



C6ST4775

C6ST4776

C6ST4777

Most items that appear black or grayscale can be colorized with over 2000 Pictavo colors. Look for this symbol in Pictavo.

C6A4952

C6A4953

C6A4954

1
At vero eos et accusamus et iusto odio dignissimos ducimus qui blanditiis praesentium voluptatum deleniti atque corrupti quos dolores et quas molestias excepturi sint occaecati cupiditate non.
LF
qui blanditi voluptatum deleniti atque corrmus qui blanditiis praesentium
mus et iusto odio dignissimos ducimus quium voluptatum deleniti atque corcimus qui
t vero eos et accusamus et iusto odio dignissimos ducimus qui blanditiis praesentium
pti.
2
TEAM CAPTAINS
LISA OSMON
"At vero eos et iusto odio dignissimos ducimus qui um deleniti atque quos.
SARAH PAGE
"At vero eos et iusto odio dignissimos ducimus qui um deleniti atque quos.
JESSICA BENSON
"At vero eos et iusto odio dignissimos ducimus qui um deleniti atque quos.
KIAOMI WATTS
"At vero eos et iusto odio dignissimos ducimus qui um deleniti atque quos.
3
4
BEST GOLF SWING
At vero eos et accusamus et iusto odio dignissimos ducimus qui blanditiis praesentium voluptatum deleniti atque corrupti quos dolores et quas molestias excepturi sint occaecati cupiditate non. At vero eos et accusamus et iusto odio dignissimos ducimus qui blanditiis praesentium voluptatum deleniti atque corrupti quos dolores et quas molestias excepturi sint occaecati cupiditate
5
SCORE BOARD
6
SARAH IVERSON
"At vero eos et accusamus et iusto odio dignissimos ducimus qui blanditiis praesentium voluptatum."
E SHOW
eos et accusamus et
dio dignissimos ducimus
nditiis praesentium
tatum deleniti atque
pti quos dolores et quas
stias excepturi sint.
At vero eos et accusamus et
iusto odio dignissimos ducimus
qui blanditiis praesentium
voluptatum deleniti atque
corrupti quos dolores et quas.

CREATE THIS LOOK

1. Use FILTERED Accents to highlight text
2. Individual spotlight stories use a circular photo box
3. A solid color bar underneath headline text should overlap corresponding photo
4. Headline text is the same color or white if used over a photo or solid color
5. Special effect photo uses a black and white image at reduced opacity on top of a colorful gradient—tilt photo to interrupt the grid and apply a drop shadow effect
6. Use circles as areas to place special text

ALFA SLAB • 30+ pt (headline)

SIXCAPS • 30+ pt (subhead)

Crimson Text • 8 pt (body text)

Crimson Text Italic • 7 pt (caption)



VERBAL THEME INSPIRATION

Guess You Had To Be There
Same As It Ever Was
Every Now And Then
One In A Million
Candid
Only In (school or city name here)
People Like Us
Livin' The Dream
Right Here, Right Now
Exposure
These Are The Days
Our Time Is Now
Within These Halls
All Eyes On Us

FILTERED

Templates have been designed on a grid, making it easy to personalize every layout by swapping out or modifying Snippets.

TEMPLATE# D5T3968

GET CREATIVE

Regardless of theme, Snippets are easily customized by changing fonts and adjusting colors.

SNIPPET# D5S4135

SNIPPET# D5S4136

TEMPLATE# D5T3979

TEMPLATE# D5T3971

Templates are fully editable once placed onto your page. Move or exchange Snippets and modify elements to create the ideal layout.

SNIPPET# D5S4131

SNIPPET# D5S4138

SNIPPET# D5S4134

SNIPPET# D5S4137



SNIPPET# D5S4137



SNIPPET# D5S4138

FILTERED

LAYOUT INSPIRATION

TEMPLATE# D5T3972



TEMPLATE# D5T3977

TEMPLATE# D5T3966

CUSTOM COVER BACKGROUNDS

D5C8314

D5C4987

D5C5062

D5C4988

Choose to create a Custom Cover and let your individuality shine! Start with a custom cover background designed specifically to complement Pictavo's Art Collections.

DESIGN YOUR COVER IN PICTAVO

CUSTOM COVERS

CREATE A CUSTOM COVER USING ART PROVIDED IN PICTAVO. CUSTOMIZE WITH THEME OR SCHOOL COLORS AND STUDENT PHOTOS FOR A COVER THAT'S UNIQUE TO YOUR YEAR.

CUSTOM COVERS MAY INCUR ADDITIONAL COST, CONTACT YOUR YEARBOOK PROVIDER FOR MORE INFORMATION.

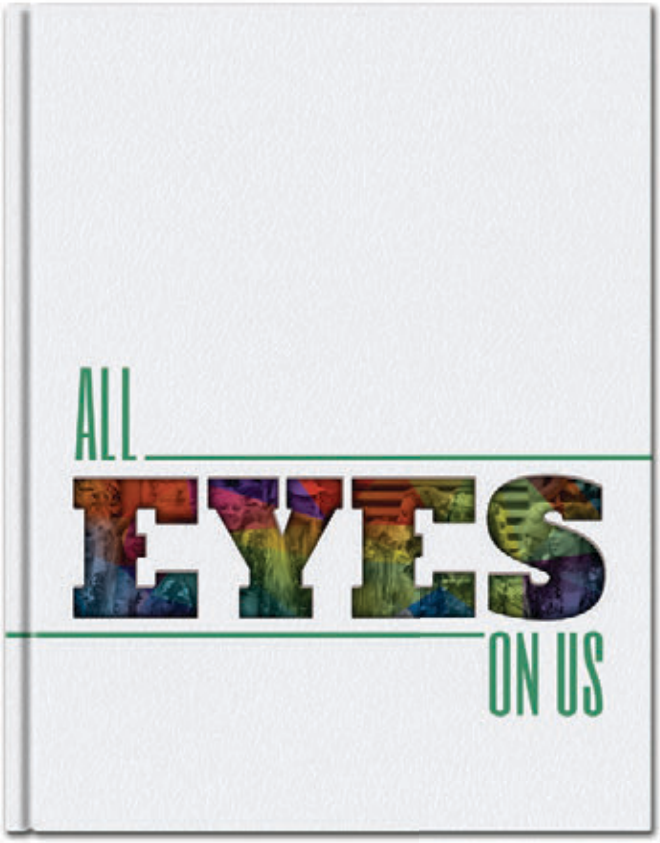

UP YOUR COVER'S WOW-FACTOR WITH HARD COVER ENHANCEMENTS.
***SHOWN ABOVE:** LEATHERETTE COVER WITH ONE SILK SCREEN COLOR, DIE CUT AND CUSTOM ENDSHEETS*

COVER ENHANCEMENTS INCUR ADDITIONAL COST, CONTACT YOUR YEARBOOK PROVIDER FOR MORE INFORMATION

STOCK COVER

20-19

Let our design team do the work for you! Choose one of the pre-designed Stock Covers in Pictavo and just add your school name and year dates!

FILTERED

TEMPLATES

D5T3965

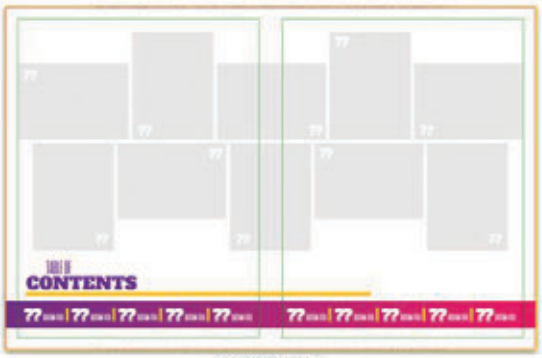

D5T3966



D5T3967

D5T3968

D5T3969

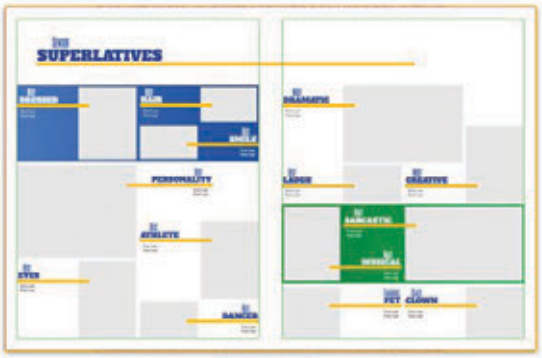

D5T3970

D5T3971

D5T3972

D5T3973

D5T3974

D5T3975



D5T3976

D5T3977

D5T3978

D5T3979

D5T3980

FILTERED

TEMPLATES



D5T3981



D5T3982

D5T3983

D5T3984

D5T4286

1x1



D5S4110

D5S4114

D5S4149

1x2

D5S4122



D5S4136

D5S5794

1x3

D5S4120

D5S5795

D5S5796

FILTERED

SNIPPETS

1x4

D5S4121

D5S4126

D5S5797

2x1



D5S4123

D5S4131

D5S4134

D5S4138

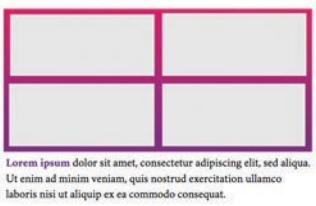

D5S4147

D5S4150

D5S4153



2x2

D5S4143



D5S4154



D5S4156



D5S4157

D5S4159



2x3

D5S4144

D5S5799



D5S5800

FILTERED

SNIPPETS

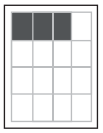

3x1

D5S4115

D5S4148

D5S5798



3x2

D5S4124



D5S4137

D5S4145

D5S4151



D5S4158

4x1

D5S4113

D5S4116

D5S4119



D5S4127

D5S4128

D5S4129

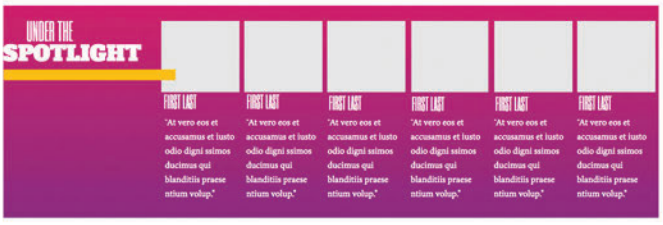

D5S4130

D5S4133

D5S4146



D5S4155

FILTERED

SNIPPETS

4x2

D5S4111

D5S4112



D5S4117

D5S4118



D5S4125



D5S4132

D5S4135

D5S4152



4x2

D5S4160

D5ST4139

D5ST4140

D5ST4141

D5ST4142

FILTERED
BACKGROUNDS

D5B3843

D5B3844

D5B3845

D5B3846

D5B3847

D5B3848

D5B3849

D5B3850

D5B3851

D5B3852

D5B3853

D5B3854

D5B3855

D5B3856

D5B3857

BACKGROUNDS & ACCENTS

Most items that appear black or grayscale can be colorized with over 2000 Pictavo colors. Look for this symbol in Pictavo.

D5B3858

D5B3859

D5B3860

D5B3861

D5A4268

D5A4269

D5A3824

D5A3825

D5A3826

D5A3827

D5A3828

D5A3829

D5A3830

D5A3831

D5A3832

D5A3833

D5A3834

D5A3835

D5A3836

D5A3837

D5A3838

D5A3839

D5A3840

D5A3841

D5A3842

D5A4267

GEOMETRIC

2
let's take a
selfie
3
4
1
5
Lorem ipsum dolor sit amet, consectetur adipiscing elit. Cur tantas regiones barbarorum pedibus obiit, tot maria transmisit? Si quae forte-possumus. Non est ista, inquam, Piso, magna dissensio. Duo Reges: constructio interrete. Quamquam ab iis philosophiam et omnes ingenuas disciplinas habemus;
Contemnit enim disserendi elegantiam, confuse loquitur. Quos quidem tibi studiose et diligenter tractandos magnopere censeo. Amicitiam autem adhibendam esse censent, quia sit ex eo genere, quae prosunt. Itaque eos id agere, ut a se dolores, morbos, debilitates repellant.
Praedare hoc quidem. Eodem modo is enim tibi nemo dabit, quod, expetendum sit, id esse laudabile. Me igitur ipsum ames oportet, non meo, si veri amici futuri sumus. Omnia contraria, quos etiam insanos esse vultis.
Rmum in nostrane potestate est, quid meminerimus

CREATE THIS LOOK

1. Use diamond-shaped photo boxes and avoid symmetry between elements
2. Leave plenty of white space
3. Both the headline and subheadline should be aligned the same way
4. Use shapes at 50% opacity and allow them to overlap images and other shapes
5. Bleed shapes and photos off the page

wireone
65 pt • 6% character spacing (headline)

Botanica Script • 36 pt (subhead)

Comfortaa Light • **10 pt (body text)**

Comfortaa Bold • 9 pt (caption)



VERBAL THEME INSPIRATION

If You Only Knew
New Heights
The Road Less Traveled
Imagine That
On The Verge
Down To The Wire
The Flip Side
Anything But Ordinary
Dare To Be
Limitless
One Way Or Another
Organized Chaos
Just As It Seems
Now Or Never

GEOMETRIC

Templates have been designed on a grid, making it easy to personalize every layout by swapping out or modifying Snippets.

TEMPLATE# D1T3943



GET CREATIVE

Regardless of theme, Snippets are easily customized by changing fonts and adjusting colors.

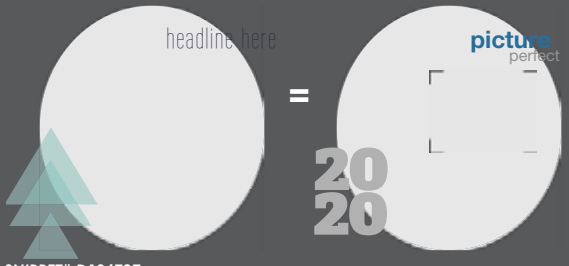

SNIPPET# D1S4797

SNIPPET# D1S4828

TEMPLATE# D1T3942

Templates are fully editable once placed onto your page. Move or exchange Snippets and modify elements to create the ideal layout.

1

SNIPPET# D1S4800

2

SNIPPET# D1S4838

TEMPLATE# D1T3929

3

SNIPPET# D1S4811

4

SNIPPET# D1S4824



SNIPPET# D1S4809

=



SNIPPET# D1S4832

=



GEOMETRIC

LAYOUT INSPIRATION

TEMPLATE# D1T3926

TEMPLATE# D1T3927

TEMPLATE# D1T3941

CUSTOM COVER BACKGROUNDS

D1C5882 D1C4984 D1C4985 D1C5050

Choose to create a Custom Cover and let your individuality shine! Start with a custom cover background designed specifically to complement Pictavo's Art Collections.

DESIGN YOUR COVER IN PICTAVO

CUSTOM COVERS

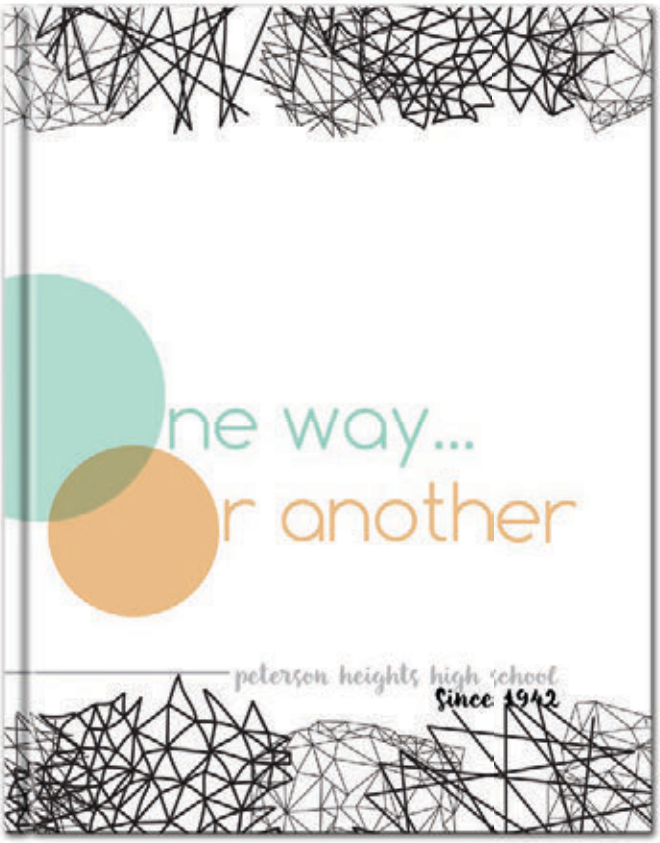

CREATE A CUSTOM COVER USING ART PROVIDED IN PICTAVO. CUSTOMIZE WITH THEME OR SCHOOL COLORS AND STUDENT PHOTOS FOR A COVER THAT'S UNIQUE TO YOUR YEAR.

CUSTOM COVERS MAY INCUR ADDITIONAL COST, CONTACT YOUR YEARBOOK PROVIDER FOR MORE INFORMATION.

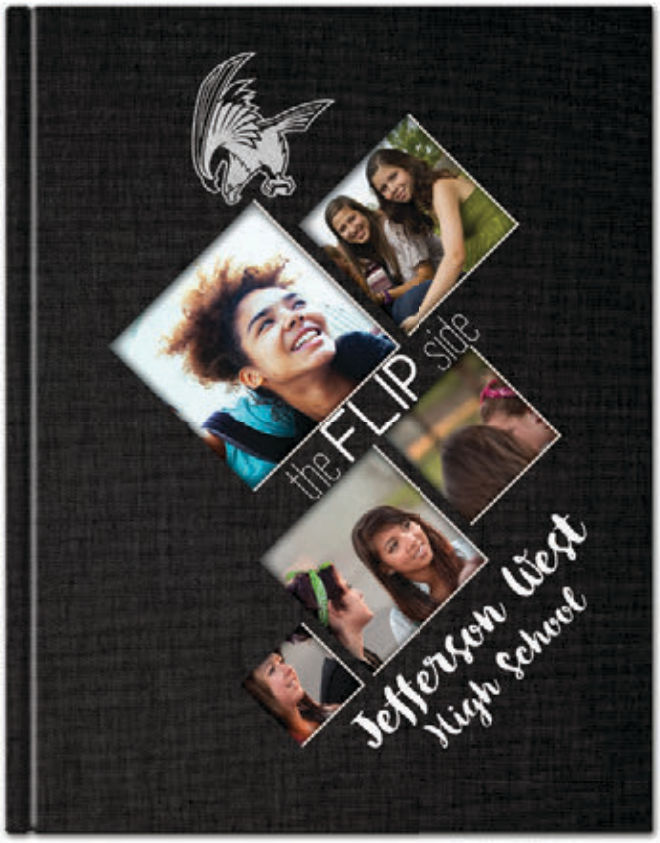

UP YOUR COVER'S WOW-FACTOR WITH HARD COVER ENHANCEMENTS.
***SHOWN ABOVE:** LINEN COVER CLOTH WITH ONE SILK SCREEN COLOR, FOIL, DIE CUT AND CUSTOM ENDSHEETS*

COVER ENHANCEMENTS INCUR ADDITIONAL COST, CONTACT YOUR YEARBOOK PROVIDER FOR MORE INFORMATION

STOCK COVER

20-20

Let our design team do the work for you! Choose one of the pre-designed Stock Covers in Pictavo and just add your school name and year dates!

GEOMETRIC

TEMPLATES

D1T3925

D1T3926

D1T3927

D1T3928

D1T3929

D1T3930



D1T3931

D1T3932

D1T3933

D1T3934

D1T3935

D1T3936

D1T3937

D1T3938

D1T3939

D1T3940

GEOMETRIC

TEMPLATES



D1T3941

D1T3942

D1T3943

D1T3944

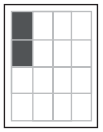

D1S4845

D1S4847



D1S5786



D1S5855

D1S5864

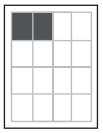

D1S4825

D1S4834

D1S5781

D1S5856



D1S4801

D1S4814

D1S4830

D1S5857

GEOMETRIC

SNIPPETS

2x3

D1S4809

D1S4815

D1S4846

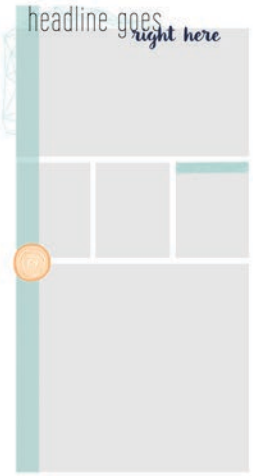

D1S5858

2x4

D1S4807

D1S5782

D1S5783



D1S5859

3x1



D1S4835

D1S5784

D1S5785

D1S5860

D1S5865

3x2

D1S4804

D1S4806

D1S4818

D1S4822

D1S4828

D1S4844

GEOMETRIC

SNIPPETS



3x3

D1S4799

D1S4816

D1S5779

D1S5861

3x4

D1S4823

D1S4824



D1S5780

D1S5862

GEOMETRIC

SNIPPETS

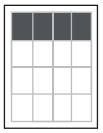

4x1

D1S4800

D1S4808



D1S4831

D1S4832

D1S4833



D1S4838



4x2

D1S4802

D1S4803

4x2

D1S4805

D1S4810

D1S4811

D1S4819

D1S4826



D1S4827

D1S4829

D1S4836

GEOMETRIC

SNIPPETS



4x2

D1S4837



4x3

D1S4797

D1S4798

D1S4812

D1S4813

4x3

D1S4817

D1S4820

D1S4821

D1S5863

GEOMETRIC

SNIPPETS

D1ST4839

D1ST4840

D1ST4841

D1ST4842

D1ST4843

Most items that appear black or grayscale can be colorized with over 2000 Pictavo colors. Look for this symbol in Pictavo.

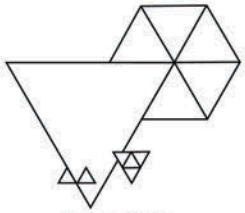
D1A3650

D1A3651

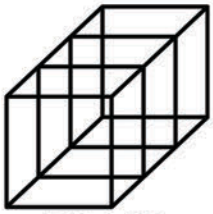
D1A3652


D1A3653

D1A3654

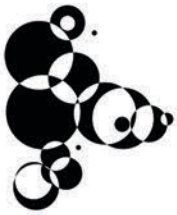
D1A3655

D1A3656

D1A3657

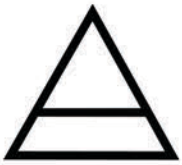
D1A3658


D1A3659

D1A3660


D1A3661


D1A3662


D1A3663

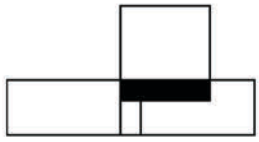
D1A3664

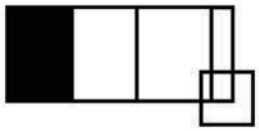
D1A3665


D1A3666


D1A3667

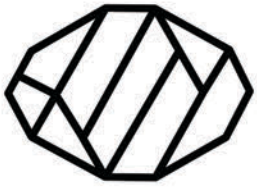
D1A3668

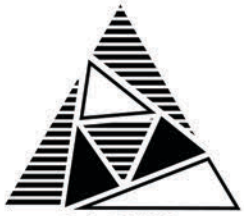
D1A3669


D1A3670

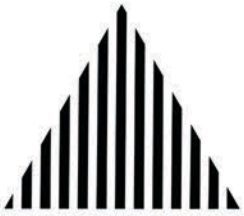
D1A3671

D1A3672

D1A3673

D1A3674

D1A3675

D1A3676


D1A3677

D1A3678

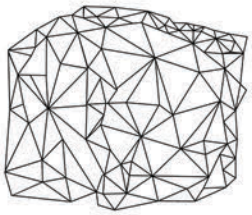
D1A3679

LETTER ART

1
2
3
STARS
STRIPES
DAY
Lorem ipsum dolor sit amet, consectetuer adipiscing elit. Aenean commodo ligula eget dolor. Aenean massa. Cum sociis natoque penatibus et magnis dis parturient montes, nascetur ridiculus mus. Donec quam felis, ultricies nec, pellentesque eu, pretium quis, sem. Nulla consequat massa quis enim. Donec pede justo, fringilla vel, aliquet nec, vulputate eget.
4
MUD WARS
5
Lorem ipsum dolor sit amet, consectetuer adipiscing elit. Aenean commodo ligula eget.
Lorem ipsum dolor sit amet, consectetuer adipiscing elit. Aenean commodo ligula eget dolor. Aenean massa.

CREATE THIS LOOK

1. Large photo text uses Accents from the LETTER ART set to showcase the main word or letter theme on the page—use prearranged words or create your own with Accents
2. Paragraph text paired with a photo headline should use your chosen color
3. Make headlines pop by using one color and a mix of regular and bold text—adjust character and line spacing to create this look
4. Use the Line tool as shown to define individual stories
5. Use white space as a design element

ANTON • *Botanica Script*
photo text (see Create This Look)

Century Gothic • 30+ pt (headline)

Century Gothic • 9 pt (body text)

VERBAL THEME INSPIRATION

The Last Word
Epic Proportions
Standing Out
Inside Edition
Breaking Through
Filling In The Blanks
Leaving A Legacy
#same
Moving Forward
Nothing But…
Now You Know
More Than Words
Here's To Us
Kind Of A Big Deal

LETTER ART

Templates have been designed on a grid, making it easy to personalize every layout by swapping out or modifying Snippets.

TEMPLATE# D3T3961

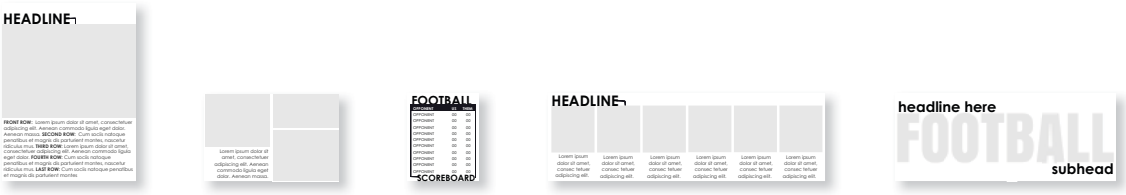

GET CREATIVE

Regardless of theme, Snippets are easily customized by changing fonts and adjusting colors.

SNIPPET# D3S4850



SNIPPET# D3S4853



TEMPLATE# D3T3953

Templates are fully editable once placed onto your page. Move or exchange Snippets and modify elements to create the ideal layout.

SNIPPET# D3S4859

SNIPPET# D3S4857

TEMPLATE# D3T3955



SNIPPET# D3S4856

SNIPPET# D3S4855

SNIPPET# D3S4851

SNIPPET# D3S4852

LETTER ART

LAYOUT INSPIRATION

TEMPLATE# D3T3947

TEMPLATE# D3T3958

TEMPLATE# D3T3951

CUSTOM COVER BACKGROUNDS

D3C8320

D3C4986

D3C5068

Choose to create a Custom Cover and let your individuality shine! Start with a custom cover background designed specifically to complement Pictavo's Art Collections.

DESIGN YOUR COVER IN PICTAVO

CUSTOM COVERS

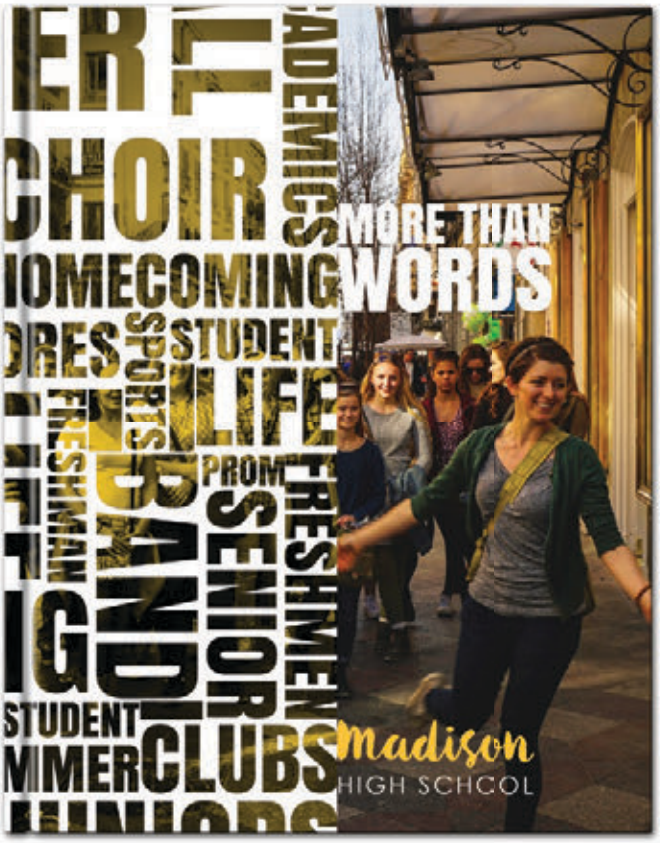

CREATE A CUSTOM COVER USING ART PROVIDED IN PICTAVO. CUSTOMIZE WITH THEME OR SCHOOL COLORS AND STUDENT PHOTOS FOR A COVER THAT'S UNIQUE TO YOUR YEAR.

CUSTOM COVERS MAY INCUR ADDITIONAL COST, CONTACT YOUR YEARBOOK PROVIDER FOR MORE INFORMATION.



UP YOUR COVER'S WOW-FACTOR WITH HARD COVER ENHANCEMENTS.
***SHOWN ABOVE:** LEATHERETTE WITH FOIL AND BLIND EMBOSSING*

COVER ENHANCEMENTS INCUR ADDITIONAL COST, CONTACT YOUR YEARBOOK PROVIDER FOR MORE INFORMATION

STOCK COVER

20-37

20-39

20-38

Let our design team do the work for you! Choose one of the pre-designed Stock Covers in Pictavo and just add your school name and year dates!

LETTER ART

TEMPLATES

D3T3945

D3T3946



D3T3947

D3T3948

D3T3949

D3T3950



D3T3951



D3T3952

D3T3953

D3T3954



D3T3955

D3T3956

D3T3957

D3T3958

D3T3959

D3T3960

LETTER ART

TEMPLATES

D3T3961

D3T3962



D3T3963

D3T3964

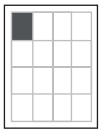
1x1

D3S4852

D3S4853

D3S4896

D3S4897

D3S4898


1x4

D3S4891

D3S4892

D3S4893

LETTER ART

SNIPPETS

2x1

D3S4888

D3S4889

D3S4890

D3S4894



D3S4895

D3S5471

D3S5476

D3S5482



D3S5483

D3S5485

D3S5489

D3S5492

D3S5497

D3S5739

D3S5741

2x2

D3S4848

D3S4849

D3S4855

D3S4878

D3S4882

D3S4883

D3S4884

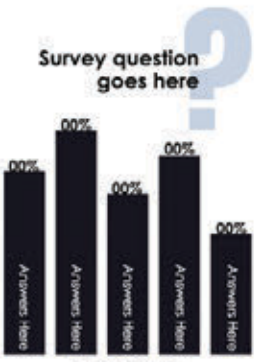

D3S4885

D3S4886

D3S4887

D3S5478

LETTER ART

SNIPPETS



2x3

D3S4850

D3S4854

D3S4879



D3S4880

D3S4881

D3S5493

D3S5740



2x4

D3S5480

D3S5486

D3S5487

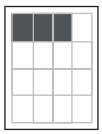

3x1

D3S4858

D3S4859

D3S4872

D3S4873

D3S5472

D3S5494

LETTER ART

SNIPPETS

3x1

D3S5495

D3S5748

3x2

D3S4875



D3S4877

D3S5488



3x3

D3S4851

D3S5496

D3S5499

D3S5744

LETTER ART

SNIPPETS

4x1

D3S4857

D3S4865

D3S4866

D3S4867

D3S4868

D3S4874

D3S5479



D3S5481

D3S5484

D3S5498

4x1

D3S5500

D3S5501

D3S5738



D3S5746

4x2

D3S4856

D3S4869

D3S4870



D3S4871

LETTER ART

SNIPPETS



4x2

D3S5473

D3S5474

D3S5490

D3S5742

D3S5743

D3S5745

D3S5747



D3S4876



4x3

D3S5475

D3S5491

D3ST4863

D3ST4864

D3ST4860

D3ST4861

D3ST4862

LETTER ART

ACCENTS

D3A3703

D3A3704

D3A3705

D3A3706

D3A3707

D3A3708

D3A3709

D3A3710

D3A3711

D3A3712

D3A3713

D3A3714

D3A3715

D3A3716

D3A3717

D3A3718

D3A3719

D3A3720

D3A3721

D3A3722

D3A3723

D3A3724

D3A3725

D3A3726

D3A3727

D3A3728

D3A3729

D3A3730

D3A3731

D3A3732

D3A3733

D3A3734

D3A3735

D3A3736

D3A3737

D3A3738

D3A3739

D3A3740

D3A3741

D3A3742

D3A3743

D3A3744

D3A3745

D3A3746

D3A3747

D3A3748

D3A3749

D3A3750

D3A3751

D3A3752

D3A3753

D3A3754

D3A3755

D3A3756

D3A3757

D3A3758

D3A3759

D3A3760

D3A3761

D3A3762

LETTER ART

ACCENTS

D3A3763

D3A3764

D3A3765

D3A3766

D3A3767

D3A3768

D3A3769

D3A3770

D3A3771

D3A3772

D3A3773

D3A3774

D3A3775

D3A3776

D3A3777

D3A3778

D3A3779

D3A3780

D3A3781

D3A3782

D3A3783

D3A3784

D3A3785

D3A3786

D3A3787

D3A3788

D3A3789

D3A3790

D3A3791

D3A3792

D3A3793

D3A3794

D3A3795

D3A3796

D3A3797

D3A3798

D3A3799

D3A3800

D3A3801

D3A3802

D3A3803

D3A3804

D3A3805

D3A3806

D3A3807

D3A3808

D3A3809

D3A3810

D3A3811

D3A3812

D3A3813

D3A3814

D3A3815

D3A3816

D3A3817

D3A3818

D3A3819

D3A3820

D3A3821

D3A3822

MORE LETTER ART ACCENTS AVAILABLE IN PICTAVO.

BASICS

1
ipsum dolor sit
, consectetur
iscing elit, sed do
smod tempor
cididunt ut labore et
olore magna aliqua.
2
2016
idunt ut labore et dolore magna
o laboris nisi ut aliquip
lit esse cillum dolore eu fugiat nulla
dipiscing elit, sed do eiusmod tempor
3
.M.
cepteur siLorem ipsum
lor sit amet, consectetu
dipiscing elit, sed do
iusmod tempor incididunt
ut labore et dolore.
6 P.M.
Excepteur siLorem ipsum
dolor sit amet, consectetur
adipiscing elit, sed do
eiusmod tempor incididunt
ut labore et dolore.
OR SIT AMET, CONSECTETUR ADIPISCING
POR INCIDIDUNT UT LABORE ET DOLORE."
WILLFORD
FOOTBALL
4
"PLAY HARD,
PLAY TUFF."
Lorem ipsum dolor sit amet,
consectetur adipiscing elit, sed do
eiusmod tempor incididunt ut
labore et dolore magna aliqua. Ut
enim ad minim veniam, quis
nostrud exercitation ullamco laboris
nisi ut aliquip ex ea commodo
consequat.
SCOREBOARD
5
US
THEM
Bears 21 14
Eagles 7 3
Vikings 14 28
Cowboys 9 11
Dolphins 10 9
Bangels 3 14
Patriots 6 28
WINS:
3
LOSSES:
4
atem
eaque
tae vitae
voluptas
magni
ue porro
consectetur,
ora incidunt
em. Ut enim
m corporis
onsequatur?
uptate velit esse
lorem eum fugiat
nson, Junior

CREATE THIS LOOK

1. Draw attention to important text with color
2. Use Accents at exaggerated sizes to emphasize a statement or quote
3. Use one dominant color throughout book
4. Headlines should be in white over a solid block of color
5. Use gray or another subtle color to complement your layout

ANTON • **40+ pt (headline)**

TEKO • **30+ pt (subhead)**

Helvetica Neue • **9 pt (body text)**

Helvetica Neue Italic • **9 pt (caption)**

VERBAL THEME INSPIRATION

Giving It All We've Got
Raising The Bar
Making It Big
Goes Without Saying
The Fine Print
Worth Repeating
Easier Said Than Done
Making A Statement
For The Record
Get Real
Like I Said
People Are Talking
Just The Beginning
In Other Words

BASICS

Templates have been designed on a grid, making it easy to personalize every layout by swapping out or modifying Snippets.

TEMPLATE# D7T3999

GET CREATIVE

Regardless of theme, Snippets are easily customized by changing fonts and adjusting colors.



SNIPPET# D7S4922

SNIPPET# D7S4914

TEMPLATE# D7T3990

TEMPLATE# D7T3992

Templates are fully editable once placed onto your page. Move or exchange Snippets and modify elements to create the ideal layout.

1



SNIPPET# D7S4914

2

SNIPPET# D7S4917

3

SNIPPET# D7S4924

4

SNIPPET# D7S4915



SNIPPET# D7S4924



SNIPPET# D7S4902

BASICS

LAYOUT INSPIRATION

TEMPLATE# D7T3987

TEMPLATE# D7T3986

TEMPLATE# D7T3998

CUSTOM COVER BACKGROUNDS

D7C8302

D7C8303

D7C4991



D7C5000

Choose to create a Custom Cover and let your individuality shine! Start with a custom cover background designed specifically to complement Pictavo's Art Collections.

DESIGN YOUR COVER IN PICTAVO

CUSTOM COVERS



CREATE A CUSTOM COVER USING ART PROVIDED IN PICTAVO. CUSTOMIZE WITH THEME OR SCHOOL COLORS AND STUDENT PHOTOS FOR A COVER THAT'S UNIQUE TO YOUR YEAR.

CUSTOM COVERS MAY INCUR ADDITIONAL COST, CONTACT YOUR YEARBOOK PROVIDER FOR MORE INFORMATION.

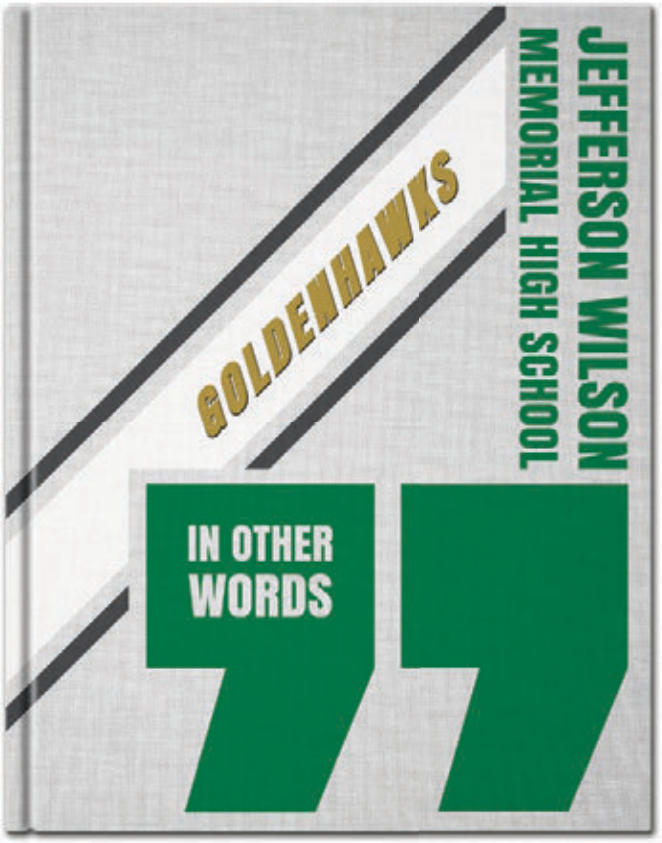

UP YOUR COVER'S WOW-FACTOR WITH HARD COVER ENHANCEMENTS.
***SHOWN ABOVE:** LINEN COVER CLOTH WITH FOIL AND THREE SILK SCREEN COLORS*

COVER ENHANCEMENTS INCUR ADDITIONAL COST, CONTACT YOUR YEARBOOK PROVIDER FOR MORE INFORMATION

STOCK COVERS

20-29

20-30

20-28

Let our design team do the work for you! Choose one of the pre-designed Stock Covers in Pictavo and just add your school name and year dates!

BASICS

TEMPLATES

D7T3985

D7T3986

D7T3987

D7T3988

D7T3989

D7T3990

D7T3991

D7T3992

D7T3993

D7T3994

D7T3995

D7T3996

D7T3997



D7T3998

D7T3999

D7T4000

BASICS

TEMPLATES



D7T4001

D7T4002



D7T4003

D7T4004

1x1

D7S4907

D7S5728

D7S5729

1x2



D7S4900

D7S4926

D7S4927

1x4

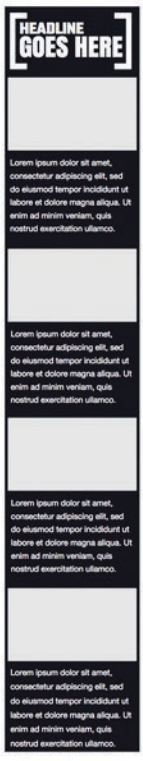

D7S4901

D7S4916

D7S5730

BASICS

SNIPPETS

2x1

D7S4899

D7S4903

D7S4914

D7S4915

D7S4920

D7S4921

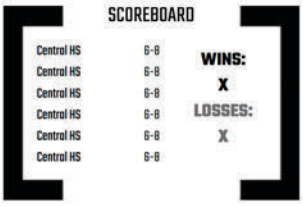

D7S4923

D7S4930

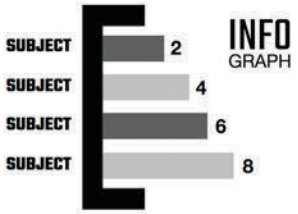

D7S4942

D7S4946

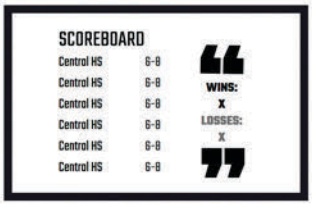

D7S5632

2x2

D7S4908

D7S4936

D7S4937

D7S4939

2x2

D7S4940

D7S4941

D7S4943

D7S4948

D7S4949

2x3



D7S4917

D7S4929

D7S4947

BASICS

SNIPPETS



3x1

D7S4911

D7S4925

D7S5731



3x2



D7S4902



D7S4928

D7S4938



D7S5631

3x3

D7S4912

D7S4931

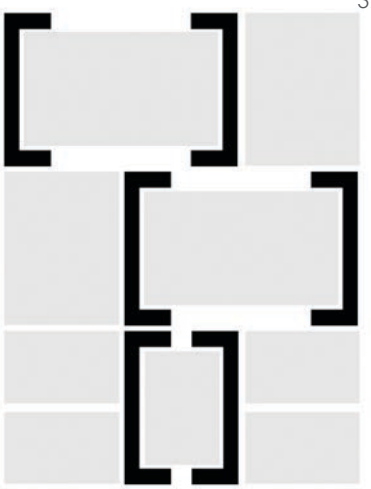

D7S5732

4x1



D7S4904

D7S4905

D7S4906

D7S4909

D7S4910



D7S4913

BASICS

SNIPPETS



4x1

D7S4919

D7S4945



4x2

D7S4918

D7S4922

D7S4924

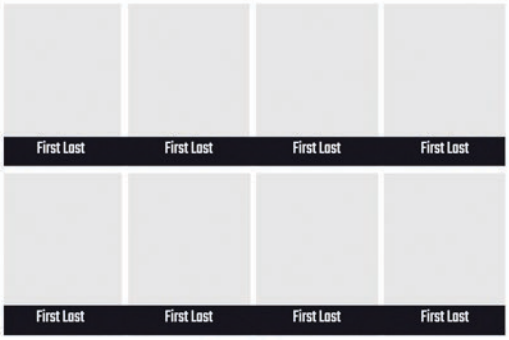

D7S4944

Most items that appear black or grayscale can be colorized with over 2000 Pictavo colors. Look for this symbol in Pictavo.

D7ST4932

D7ST4933

D7ST4934

D7ST4935

D7A3862

D7A3863

D7A3864

D7A4264

D7A4265

D7A4266

GENERIC

TEMPLATES

T4T5804

T4T5805

T4T5806



T4T5807

T4T5808

T4T5809

T4T5810

T4T5811



T4T5812

T4T5813



T4T5814

T4T5815

T4T5816

T4T5817

T4T5818

T4T5819

GENERIC

TEMPLATES

T4T5820



T4T5821



T4T5822



T4T5823

T4T5824

T4T5825

T4T5826



T4T5827



T4T5828



T4T5829



T4T5830

T4T5831



T4T5832

T4T5833

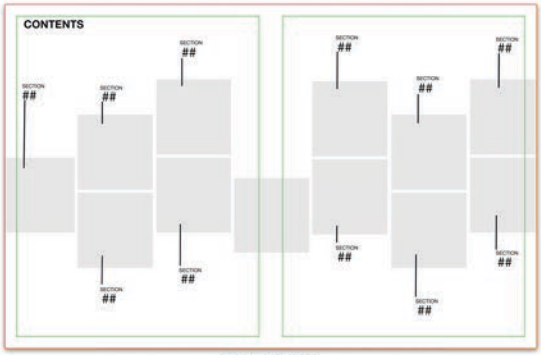

T4T5834



T4T5835

GENERIC

TEMPLATES



T4T5836

T4T5837

T4T5838

T4T5839

T4T5840

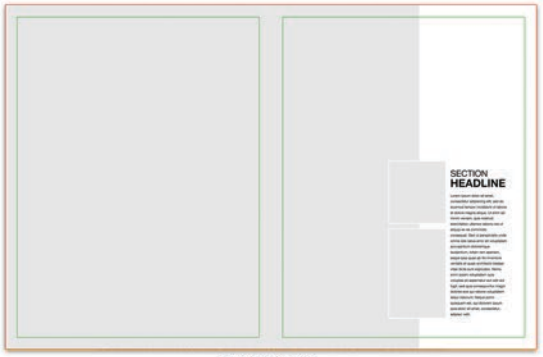

T4T5841



T4T5842

T4T8170

T4T8171

T4T8172

T4T8173

T4T8174

T4T8175

T4T8177

T4T8178

T4T8179

GENERIC

SNIPPETS

1 x 1



S4S8195

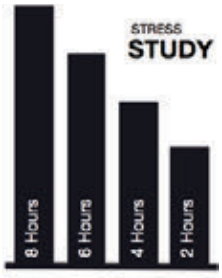

S4S8197



S4S8199



S4S8202

S4S8205

S4S8211



S4S8216



S4S8217

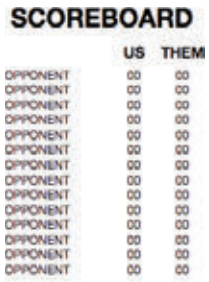

S4S8221

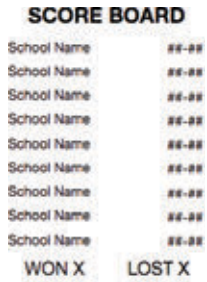

S4S8225

S4S8231



S4S8232

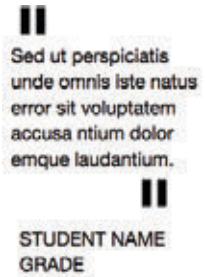

S4S8233

S4S8240



S4S8252



S4S8253

S4S8256

S4S8257

S4S8258



S4S8259



1x2



S4S8226

S4S8244



2x1

S4S8182

S4S8193

S4S8200

S4S8208

S4S8212

S4S8215

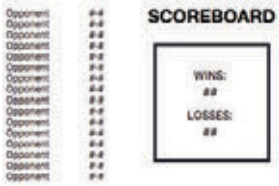

S4S8218

S4S8222

S4S8224

S4S8234

S4S8236

S4S8237

GENERIC

SNIPPETS

2x1

S4S8239

S4S8249

S4S8250

S4S8251

S4S8254

S4S8255

S4S8260

S4S8261

2x2

S4S8235

S4S8230

S4S8207

S4S8206

S4S8192

S4S8190

S4S8228



2x4

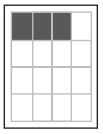

3x1

S4S8188

S4S8196

S4S8213

S4S8214

S4S8220

S4S8246

S4S8247

GENERIC

SNIPPETS



3x2

S4S8186

S4S8187

S4S8189



S4S8198

S4S8229



3x3

S4S8209

S4S8227

4x1

S4S8201

S4S8204

S4S8223

S4S8238

S4S8248

4x2

S4S8183



S4S8184

S4S8194

S4S8203

S4S8219

S4S8241

S4S8242

S4S8243

S4S8245

ADVENTURE

BACKGROUNDS

L2B8229

L2B8240

L2B8230

L2B8241

L2B8231

L2B8242

L2B8228

L2B8239


L2B8250

L2B8238


L2B8248

L2B8237

L2B8249

L2B8235


L2B8247


L2B8234

ADVENTURE

BACKGROUNDS

L2B8232

L2B8246


L2B8233

L2B8244


L2B8253


L2B8245

L2B8252

L2B8243

L3B8254


L3B8258

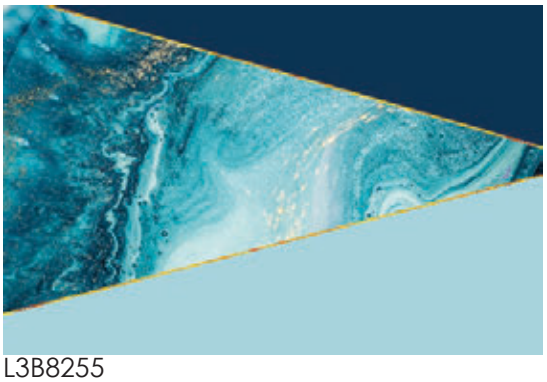
L3B8255


L3B8259


L3B8273

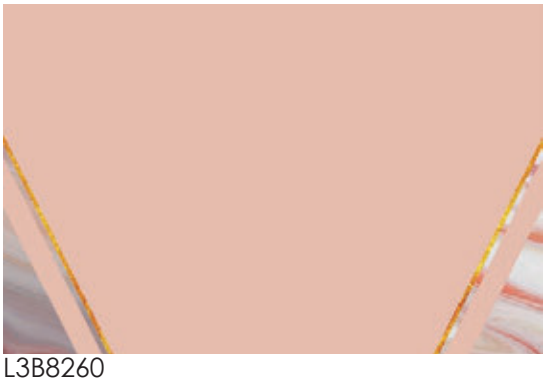
L3B8260


L3B8272

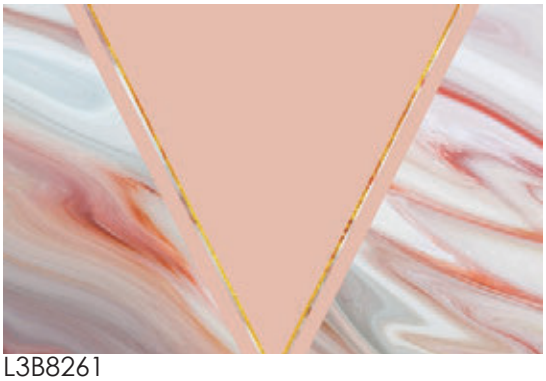
L3B8261

POLISHED

BACKGROUNDS

L3B8268

L3B8256


L3B8269


L3B8257


L3B8265

L3B8270


L3B8266


L3B8271

L3B8262

L3B8274


L3B8263


L3B8275

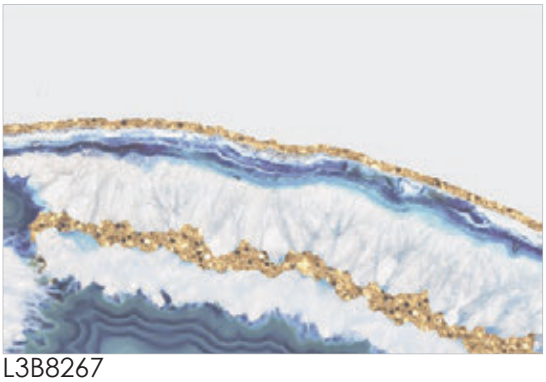
L3B8267


L3B8277

L3B8264


L3B8276

GENERIC

MASCOT ACCENTS

P3A5636

P3A5637

P3A5638

P3A5639

P3A5640

P3A5641

P3A5642

P3A5643

P3A5644

P3A5645

P3A5646

P3A5647

P3A5648

P3A5649

P3A5650

P3A5651

P3A5652

P3A5653

P3A5654

P3A5655

P3A5656

P3A5657

P3A5658

P3A5659

P3A5660

P3A5661

P3A5662

P3A5663

P3A5664

P3A5665

MASCOT ACCENTS

Most items that appear black or grayscale can be colorized with over 2000 Pictavo colors. Look for this symbol in Pictavo.

P3A5666

P3A5667

P3A5668

P3A5669

P3A5670

P3A5671

P3A5672

P3A5673

P3A5674

P3A5675

P3A5676

P3A5677

P3A5678

P3A5679

P3A5680

P3A5681

P3A5682

P3A5683

P3A5684

P3A5685

P3A5686

YOU'VE GOT THIS!

PROFESSIONALLY DESIGNED TEMPLATES AND SNIPPETS
TO HELP YOU CREATE A FABULOUS YEARBOOK.

ORGANIZATIONAL TOOLS TO KEEP YOUR
STAFF AND PROJECT ON TRACK.

PICTAVO TO MAKE IT POSSIBLE.

LET'S DO THIS.

pictavo™