

PAGE LAYOUT TIPS

placeholder text • spell check • overflow text

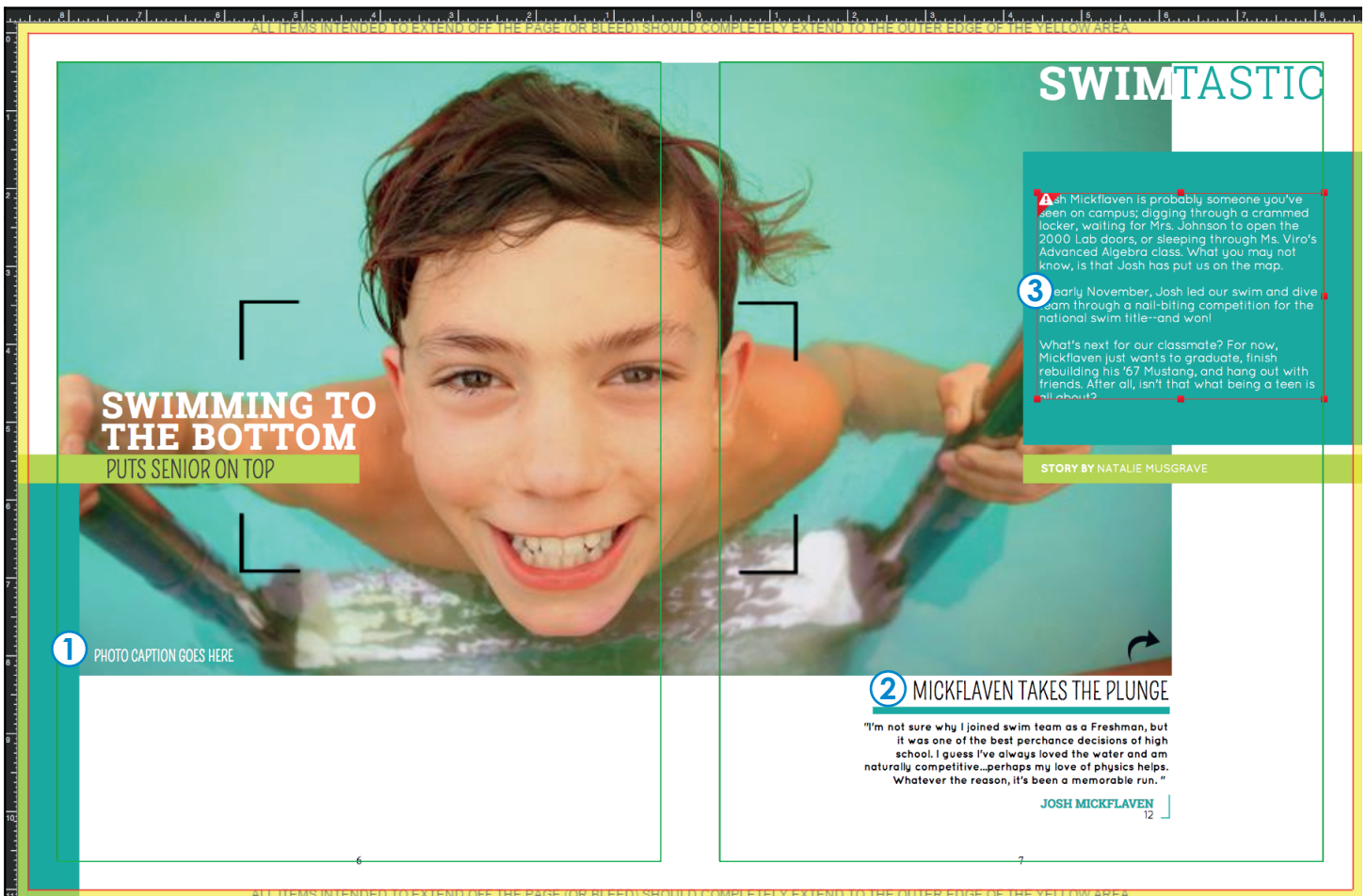


PHOTO CAPTION GOES HERE

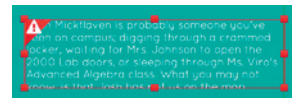
1 PLACEHOLDER TEXT

Delete unused text boxes to avoid placeholder text, such as "Add a headline" or "Lorem Ipsum" that automatically appear in new text boxes and in templates.


MICKFLAVEN TAKES THE PLUNGE

2 SPELL CHECK

When typing in a text box, a red jagged line will appear beneath any word that is not in the Pictavo dictionary. Right click on the unknown word to see suggested alternatives. If the word is correct, you may choose to add it to the Pictavo dictionary.



3 OVERFLOW TEXT

If a text box is not large enough to fit all of your text, the text box will become red and a warning  will appear in the upper left corner. Simply increase the size of your text box to allow enough space for all text to be shown.